



New Project Information

The City of Rocklin has begun processing the below referenced applications for project approval. The request is now being reviewed for compliance with the requirements and regulations of relevant City, State, and Federal agencies, and Utility providers. Once any issues have been resolved, notice will be provided to alert neighbors and interested parties of the availability of project information, the opportunity to comment on a project, and of any pending review or action.

Application Received: April 8, 2016

Project Name and Requested Approvals:

ROCKLIN STATION
DESIGN REVIEW, DR2016-0006
OAK TREE PRESERVATION PLAN PERMIT, TRE2016-0003
TENTATIVE PARCEL MAP, DL2016-0003

Staff Description of Project:

This application is a request for approval of a Design Review, Oak Tree Preservation Plan Permit, and a Tentative Parcel Map to re-divide the existing four parcels into five commercial parcels and to allow the construction of a commercial center including an automotive service use, retail space, and restaurant spaces, some with drive-through window service and/or outdoor dining, and associated site improvements, including parking and landscaping.

Location:

The subject site is located on the southwest corner of the Interstate 80 off-ramp and Sierra College Boulevard. APNs 045-051-015, -019, -020, -021.

Existing Land Use Designations:

The property is zoned Planned Development Commercial (PD-C).
The General Plan designation is Retail Commercial (RC).

This project **does / XX does not** require modification or change of the land use designations and regulations currently applicable to the project site.

Compliance with the California Environmental Quality Act:

A preliminary review of this project pursuant to the California Environmental Quality Act (CEQA) has tentatively identified a Mitigated Negative Declaration as the appropriate level of environmental review for this project.

Applicant & Property Owner:

The applicant is Sam Thomas of Thomas Sierra, LLC. The property owners are Cecil Finegold Family Receiving Trust and Cecil Finegold Charitable Remainder Trust.

Attached Information:

For additional details, please see the attached information from the project application form and the submitted application exhibits.

P:\PUBLIC PLANNING FILES\Request for Comment\2016\Rocklin Station\2-Project Information.docx



City of Rocklin

Planning Division
3970 Rocklin Road
Rocklin, California 95677
Phone (916) 625-5160 FAX (916) 625-5195



UNIVERSAL APPLICATION FORM

NAME OF PROJECT: Rocklin Station

LOCATION: S.W. Corner Highway I-80 and Sierra College Blvd.

ASSESSOR'S PARCEL NUMBERS: 045-051-015, 019, 020,021

DATE OF APPLICATION (STAFF): 4/8/16 **RECEIVED BY (STAFF INITIALS):** BF & JT

FILE NUMBERS (STAFF): BF & JT / DR 2016-0006 **FEES:** \$22,156
TRE 2016-0003
DC 2016-0003

RECEIPT NO.: R12511

Pre-Application Meeting Requirements:

It is required that a pre-application meeting be held with a Staff Planner prior to submitting most applications for planning entitlements and permits. The purpose of the pre-application meeting is to expedite application processing by enabling staff to work with the applicant to assure that the officially submitted application materials are in the proper format and that the applicant understands the City of Rocklin's goals, policies, and ordinances that may affect the project. A copy of these and other planning provisions is available at the applicant's request.

Generally, two sets of preliminary plans and a written description of the proposed project should be brought with the applicant to the pre-application meeting. To schedule this meeting, please contact a Staff Planner at the Rocklin Community Development Department by calling (916) 625-5160.

DATE OF PRE-APPLICATION MEETING: _____

THIS APPLICATION IS FOR THE FOLLOWING ENTITLEMENTS: (CHECK APPROPRIATE SQUARES)

- | | | |
|---|---|--|
| <input type="checkbox"/> General Plan Amendment (GPA)
Fee: \$11,434 (< 100 Acres)
\$ 2,565 (each add'l 100 Acres) | <input type="checkbox"/> Tentative Subdivision Map (SD)
Fee: \$17,715 (1 st 50 lots)
\$2,188 (each add'l 50 lots)
\$10,337 Modification | <input type="checkbox"/> Use Permit (U)
<input type="checkbox"/> Minor (PC Approval - New Bldg) Fee: \$9,888
<input type="checkbox"/> Minor (PC Approval - Existing Bldg) Fee: \$7,496
<input type="checkbox"/> Major (CC Approval) Fee: \$13,252 |
| <input type="checkbox"/> Rezone (Reclassification) (Z)
Fee: \$9,846 < 20 acres
\$10,850 > 20 acres | <input checked="" type="checkbox"/> Tentative Parcel Map (DL)
Fee: \$9,888 | <input type="checkbox"/> Variance (V)
Fee: \$5,036 |
| <input type="checkbox"/> General Development Plan (PDG)
Fee: \$13,475 | <input checked="" type="checkbox"/> Design Review (DR)
Commercial Fee: \$9,888
Residential Fee: \$6,097
Signs Fee: \$4,233 | <input checked="" type="checkbox"/> Oak Tree Preservation Plan Permit
Planning Commission Fee: \$ 915
City Council Fee: \$1,232 |
| <input checked="" type="checkbox"/> Concurrent Application (2 or more entitlements)
Fee: \$15,845
\$2,142 (each add'l 50 lots or 100 acres) | | <input type="checkbox"/> Modification to Approved Projects
Fee: \$3,481 |

File Number _____

- Environmental Requirements (STAFF)**
- | | |
|--|---|
| <input type="checkbox"/> Exempt - \$1,277.00 | <input checked="" type="checkbox"/> Mitigated Negative Declaration - \$6,311.00 |
| <input type="checkbox"/> Negative Declaration - \$5,166.00 | <input type="checkbox"/> EIR - See Fee Schedule |

UNIVERSAL APPLICATION FORM (CONT.)

<p>GENERAL PLAN DESIGNATION:</p> <p>Existing: <u>RC</u></p> <p>Proposed: <u>RC</u></p> <p>Zoning:</p> <p>Existing: <u>DD-C</u></p> <p>Proposed: <u>PD-C</u></p>	<p>PROPERTY DATA:</p> <p style="text-align: center;"><i>See project description</i></p> <p>Acres: _____</p> <p>Square Feet: _____</p> <p>Dimensions: _____</p> <p>No. of Units: _____</p> <p>Building Size: _____</p> <p>Proposed Parking: _____</p> <p>Required Parking: _____</p> <p>Access: _____</p>	<p style="text-align: center;">UTILITIES:</p> <table style="width: 100%; border: none;"> <thead> <tr> <th style="text-align: left; width: 50%;">EXISTING</th> <th style="text-align: left; width: 50%;">PROPOSED</th> </tr> </thead> <tbody> <tr> <td>_____ Pub. Sewer</td> <td>_____ Pub. Sewer</td> </tr> <tr> <td>_____ Septic Sewer</td> <td>_____ Septic Sewer</td> </tr> <tr> <td>_____ Pub. Water</td> <td>_____ Pub. Water</td> </tr> <tr> <td>_____ Well Water</td> <td>_____ Well Water</td> </tr> <tr> <td>_____ Electricity</td> <td>_____ Electricity</td> </tr> <tr> <td>_____ Gas</td> <td>_____ Gas</td> </tr> <tr> <td>_____ Cable</td> <td>_____ Cable</td> </tr> </tbody> </table>	EXISTING	PROPOSED	_____ Pub. Sewer	_____ Pub. Sewer	_____ Septic Sewer	_____ Septic Sewer	_____ Pub. Water	_____ Pub. Water	_____ Well Water	_____ Well Water	_____ Electricity	_____ Electricity	_____ Gas	_____ Gas	_____ Cable	_____ Cable
EXISTING	PROPOSED																	
_____ Pub. Sewer	_____ Pub. Sewer																	
_____ Septic Sewer	_____ Septic Sewer																	
_____ Pub. Water	_____ Pub. Water																	
_____ Well Water	_____ Well Water																	
_____ Electricity	_____ Electricity																	
_____ Gas	_____ Gas																	
_____ Cable	_____ Cable																	

PROJECT REQUEST: Approvals for a new Shopping Center on previously unimproved land

(Example: Request for approval of design review to construct a 10,000 square foot office building on 1.5 acres)

NOTE: Annexations, Lot Line Adjustments, and Rocklin Ranch Industrial Park Specific Plan Use Permits require special application forms and additional submittal information available from the Planning Division.

UNIVERSAL APPLICATION FORM (CONT.)

PLEASE PRINT OR TYPE:

NAME OF PROPERTY OWNER: Cecil Finegold Family Receiving Trust
Cecil Finegold Charitable Remainder Trust

ADDRESS: 10148 Fair Oaks Blvd

CITY: Fair Oaks STATE: CA ZIP: 95628

PHONE NUMBER: 916 995-6196

EMAIL ADDRESS: finegolds@hotmail.com

FAX NUMBER: N/A

SIGNATURE OF OWNER Deaf Cecil Successor trustee
Deaf Cecil Successor trustee
(Signature Authorizing Application; provide owner's signature letter if signature is other than property owner.)

NAME OF APPLICANT
(If different than owner): THOMAS Sierra LLC

CONTACT: Sam Thomas

ADDRESS 3100 Oak Rd Suite #140

CITY: Walnut Creek STATE: CA ZIP: 94597

PHONE NUMBER: (925) 945-6972

EMAIL ADDRESS: Samthomas@tiogaconstruction.com

FAX NUMBER: (925) 945-8753

SIGNATURE OF APPLICANT Sam Thomas

AGENT AUTHORIZATION FORM

Property owners desiring to authorize individuals to represent them in conjunction with any application or matter before the City shall provide written authorization using this form. A separate form shall be used for each individual or firm authorized, and shall specifically note any restrictions upon the authorized person.

Project Name: <u>Rocklin Station</u>	
Location: <u>S.W. corner Highway 1-80 & Sierra College Blvd</u>	
Assessors Parcel Number(s): <u>045-051-015, 019, 020, 021</u>	
Entitlements for which authorization is applicable (use permit, variance, tentative map, etc.): <u>Any and All</u>	
Name of person and / or firm authorized to represent property owner (Please print): <u>Thomas Sierra LLC</u>	
Address (Including City, State, and Zip Code): <u>3100 Oak Rd Suite #140</u> <u>Walnut Creek, CA 94597</u>	
Phone Number: <u>(925) 945-6972</u>	
Fax Number: <u>(925) 945-8753</u>	
Email Address: <u>Santhomas@sierraconstruction.com</u>	
The above named person or firm is authorized as: <p align="center">Agent (<input type="checkbox"/>) Buyer (<input checked="" type="checkbox"/>) Lessee (<input type="checkbox"/>)</p>	
The above named person or firm is authorized to (check all that are applicable): <input checked="" type="checkbox"/> File any and all papers in conjunction with the aforementioned request, including signing the application <input checked="" type="checkbox"/> Speak on behalf of and represent the owner at any Staff meeting and/or public hearing. <input checked="" type="checkbox"/> Sign any and all papers in my stead, with the exception of the application form.	
The duration and validity of this authorization shall be: <input type="checkbox"/> Unrestricted <input type="checkbox"/> Valid until: <u>9/9/2016</u>	
Owners Authorization Signature & Date: <u>Jennifer Wight Successor trustee</u>	
Owners Name (Please Print): <u>Jennifer Wight Successor trustee</u>	
Owners Address (Including City, State, and Zip Code): <u>10148 Fair Oaks Blvd</u> <u>Fair Oaks CA 95628</u>	
Phone Number: <u>916 995-6196</u>	
Email Address: <u>finegold@hotmail.com</u>	

SIERRA COLLEGE BLVD. SHOPPING CENTER
Rocklin, California

PROJECT DESCRIPTION OF COMPONENTS AND CHARACTERISTICS						
Characteristic	SHOPS			CHICK-FIL-A	DEL TACO	AUTO SERVICE 1
	HABIT BURGER	UNASSIGNED RESTAURANT	PANCHEROS			
Use:	Fast Casual Food with Drive-through	Fast Casual Food	Fast Food	Fast Food with Drive-through	Fast Food with Drive-through	Tire sales and installation
Size:	2,648 sq. ft.	2,400 sq. ft.	2,400 sq. ft.	4,529 sq. ft.	2,420 sq. ft.	10,600 sf
General Operations:						
Range of products sold and store departments.	Burgers, Fries, Onion Rings, Salads, Sandwiches, Shakes, etc.	To be determined	Mexican Food	Chick-fil-A Original Chicken Sandwich, salads, fries, desserts, sodas, wrap sandwiches, and breakfast items	Mexican Food	Installation and servicing of tires, wheels, shocks, brakes, batteries and alignment. Les Schwab does not provide oil, transmission, or other hazardous fluid services.
Alcohol sales.	None	None	None	None	None	N/A
Indoor seating capacity.	50 estimated	50 estimated	50 estimated	122	68	28 in the lounge
Outdoor seating area size/seats use.	20 estimated 500 SF estimated	10 estimated	10 estimated 500 SF estimated	16 seats (4 tables of 4)	0	Bench at store entry
Outdoor speakers at seating area.	Yes - for ambient music	None	None	None	None	None
Drive-thru stacking capacity.	11	N/A	N/A	17	9	N/A
Number of anticipated employees.	10 per shift max 28 total	10 per shift max 28 total	10 per shift max 28 total	50-60 employees	25 Total 2-10 per shift	20 Total 6-8 per shift
Indoor playground.	N/A	N/A	N/A	N/A	N/A	N/A
Service Bays			N/A	N/A	N/A	6
Hours of Operation:						
Store hours.	10am - 12am 7 days a week max	10am - 12am 7 days a week max	10am - 12am 7 days a week max	Monday through Saturday, 24 hours a day; closed on Sunday	24/7	Mondays through Fridays from 8:00 AM until 6:00 PM, Saturdays from 8:00 AM until 5:00 PM, and is closed on Sundays.
Peak hours of indoor service.	12pm - 1:30pm 5pm - 7pm	12pm - 1:30pm 5pm - 7pm	12pm - 1:30pm 5pm - 7pm	11:30 am to 1:00 pm	12:00pm-1:00pm	Same
Peak hours of drive-thru service.	Same	N/A	N/A	11:30 am to 1:00 pm	12:00pm-1:00pm	N/A
Truck Unloading Requirements:						
Type of delivery trucks.	Small to medium delivery trucks. No semi's	Small to medium delivery trucks. No semi's	Small to medium delivery trucks. No semi's	48' (excluding truck)- 18 wheeler truck for Food (excluding produce and bread) and paper	Semi	AASHTO WB-67
Number of truck deliveries anticipated per day.	Two to three	Two to three	Two to three	Two 30' straight truck deliveries for Produce and Bread	2x a week	The anticipated number of truck deliveries is typically once per week for deliveries of tires to stock the warehouse. Additionally, recycled tires are also picked up on a weekly basis.
Truck delivery hours: General	4am - 7am	4am - 7am	4am - 7am	48' truck- drivers are aware not to deliver between the hours of 10:45 am and 1:00 pm (Chick-fil-A policy); delivery duration: 45 minutes to an hour	Anytime except 11:00am-2:00pm	During business hours (Exact times and deliveries are coordinated by the store manager once store is open.)

SIERRA COLLEGE BLVD. SHOPPING CENTER
Rocklin, California

PROJECT DESCRIPTION OF COMPONENTS AND CHARACTERISTICS						
Characteristic	SHOPS			CHICK-FIL-A	DEL TACO	AUTO SERVICE 1
	HABIT BURGER	UNASSIGNED RESTAURANT	PANCHEROS			
Large and tractor trailer delivery hours:	N/A	N/A	N/A	48' truck- Two to Three days a week	N/A	During business hours (Exact times and deliveries are coordinated by the store manager once store is open.)
Small trucks and parcel delivery hours:	Varies	Varies	Varies	30' truck- three to five days a week	N/A	During business hours (Exact times and deliveries are coordinated by the store manager once store is open.)
Trash Handling Requirements:						
Trash container requirements.	Two 4 yard containers if recycling is required Single 6 yard container if not	Two 4 yard containers if recycling is required Single 6 yard container if not	Two 4 yard containers if recycling is required Single 6 yard container if not	48' truck- drivers are aware not to deliver between the hours of 10:45 am and 1:00 pm (Chick-fil-A policy); delivery duration: 15 to 30 minutes	N/A	A trash enclosure and recycling enclosure are proposed on the site, both of which are enclosed on all four sides. The enclosures will be eight (8) feet in height and will be constructed with masonry materials and painted metal gates to match the Les Schwab building materials;
Hazmat material/fluid disposal.	Yellow fry oil only - with disconnect hose in wall. None stored in trash area.	Yellow fry oil only. None stored in trash area.	Yellow fry oil only. None stored in trash area.	Yellow fry oil only.	Yellow fry oil only.	None
General On-Site Development:						
Total cubic yards of soil excavated.						TBD
Total cubic yards exported.						TBD
Total cubic yards imported.						None
Water meters and sizes.	1.5" minimum	1.5" minimum	2"	Water lines to accommodate minimum 50 psi water pressure at the building and have a peak water demand of 67 gpm. Water service lateral line will be two inches (2") diameter and fire protection line will be four inches (4") in diameter or larger if required by code. The domestic meter size will be one and one-half (1 1/2") unless the utility company or applicable governmental authority requires a separate irrigation tap from the main water line, in which a one inch (1") service line and a one inch (1") meter is required	1.5" meter @ 59 GPM flow rate and minimum 65 PSI pressure within 5' of tenant area.	1.5" domestic, 1" irrigation 6" fire service (no meter)

SIERRA COLLEGE BLVD. SHOPPING CENTER
 Rocklin, California

PROJECT DESCRIPTION OF COMPONENTS AND CHARACTERISTICS						
Characteristic	SHOPS			CHICK-FIL-A	DEL TACO	AUTO SERVICE 1
	HABIT BURGER	UNASSIGNED RESTAURANT	PANCHEROS			
Gas service.	Up to 1.8 MBTU/hr at standard pressure	1.0 MBTU/hr	950,000 BTU	1,475 cfh of which 150 cfh is used for water heating and the remaining for space heating. The required pressure at the	1'-2" high pressure natural gas line with minimum capacity of 210 CFH @ 7" water column 200' from the meter to the	890 MBH, 200-ft. @ 7-inch WC; 2" service size after meter
Electrical service.	600amp 120/208v	400amp 120/208v	400 amp 120/208v or 200 amp 277/480v pulled to 2 panels.	208/Y/120 volt, 3 phase, 1000 amps service with three (3) sets of 4# 400 kcmil conductors		3-phase, 120-208 volts, 600 Amps
Phone					(1) 4" diameter conduit within 5' of tenant area.	(1) 4" diameter conduit within 5' of tenant area.
Sanitary service.	4" w/grease interceptor	4" w/grease interceptor	4" w/grease interceptor	Minimum 6" and have capacity to accommodate a total water usage of 1,500 GPD of which 775 GPD is discharged as non-grease waste and 725 GPD is grease	4"-6" sanitary lateral to within 5' of the building.	4"-6" sanitary lateral to within 5' of the building.

A NEW SHOPPING CENTER DEVELOPMENT BY THOMAS SIERRA, LLC

ROCKLIN STATION

LOCATED AT
S.W. CORNER HIGHWAY I-80 AND SIERRA COLLEGE BOULEVARD
ROCKLIN, CALIFORNIA

SHEET INDEX

A001	TITLE SHEET	LES SCHWAB TIRE CENTER
<u>ON AND OFF SITE IMPROVEMENTS</u>		A10 FLOOR PLANS
C-1	SITE PLAN	A21 ELEVATIONS
C-2	GRADING PLAN	
C-3	UTILITY PLAN	LES SCHWAB TIRE CENTER SIGNAGE
C-	TENATATIVE PARCEL MAP	SIGN A
EXHIBIT 1	TRAFFIC SIGNAL	SIGN B
EXHIBIT 2	TRAFFIC SIGNAL	SIGN C
L-1	PRELIMINARY LANDSCAPE PLAN	SIGN D
ES101	ON-SITE ELECTRICAL LIGHTING	SITE PLAN
<u>SHOPS</u>		ROCKLIN STATION FREESTANDING SIGNS
A101	SHOPS FLOOR PLAN	SIGN A (PYLON)
A201	SHOPS EXTERIOR ELEVATIONS	SIGN (MONUMENT)
<u>SHOPS SIGNAGE (HABIT BURGER)</u>		SITE PLAN
1 OF 14	SITE PLAN	
2 OF 14	SITE PLAN (DETAIL)	
3 OF 14	ELEVATIONS	
4 OF 14	ELEVATIONS	
5 OF 14	WALL SIGN	
6 OF 14	WALL SIGN	
7 OF 14	PREVIEW MENU	
8 OF 14	PREVIEW MENU	
9 OF 14	SPEAKER MENU CANOPY	
10 OF 14	SPEAKER MENU CANOPY	
11 OF 14	MENU WEATHER CANOPY	
12 OF 14	HEIGHT DETECTOR	
13 OF 14	DIRECTIONAL SIGNS	
14 OF 14	NON-ILLUMINATED DIRECTIONAL SIGNS	
<u>CHICK-FIL-A</u>		
PRELIMINARY ELEVATIONS		
<u>CHICK-FIL-A SIGNAGE</u>		
SITE PLAN (MONUMENTS)		
SITE PLAN (BUILDING)		
SITE PLAN (BUILDING)		
ELEVATIONS (NORTH AND SOUTH)		
ELEVATIONS (WEST AND EAST)		
S/F LED ILLUMINATED CHANNEL LETTERS		
NEW D/F ILLUMINATED DIRECTIONAL SIGNS		
REFACE D/F ILLUMINATED PYLON SIGN		
REFACE D/F ILLUMINATED MONUMENT SIGN		
NEW SINTRA NON-ILLUMINATED ADDRESS NUMERALS		
NON-ILLUMINATED HANDICAPPED PARKING SIGN		
NON-ILLUMINATED PEDESTRIAN CROSSWALK AND VEHICLE CROSSING SIGNS - 1		
NON-ILLUMINATED PEDESTRIAN CROSSWALK AND VEHICLE CROSSING SIGNS - 2		
WHITE DOOR WINDOW VINYL APPLIED SECOND SURFACE		
NON-ILLUMINATED CURBSIDE DELIVERY SIGN		
NEW LOUVERED ALUMINUM CANOPY		
NEW COVERED ILLUM. ALUMINUM CANOPY		
SITE PLAN (DRIVE-THROUGH)		
DRIVE THRU CANOPY WITH MENU BOARD		
NEW CLEARANCE ARM - 1		
NEW CLEARANCE ARM - 2		
FLAG POLE		
PROPOSED EXT. ELEVATIONS - A		
1 OF 8	SITE PLAN (ENLARGED)	
2 OF 8	SITE PLAN	
3 OF 8	SOUTH AND WEST ELEVATIONS	
4 OF 8	NORTH AND EAST ELEVATIONS	
5 OF 8	22" DEL TACO CHANNEL LETTER LAYOUT	
6 OF 8	CANOPY WITH ILLUMINATED LETTERS	
7 OF 8	D/F INTERNALLY ILLUMINATED DIRECTIONAL SIGN	
8 OF 8	INTERNALLY ILLUMINATED MENU DISPLAY	

GEORGE MEU
ASSOCIATES
ARCHITECTURE
PLANNING

499 EMBARCADERO
OAKLAND
CALIFORNIA
9 4 6 0 6
PHONE 510 434 9888

4 APRIL 2016 ENTITLEMENT APPL.
2

issue	date	description
-------	------	-------------

A PROPOSED NEW SHOPPING CENTER DEVELOPMENT
ROCKLIN STATION
BY THOMAS SIERRA LLC
S.W. CORNER OF HIGHWAY I-80 AND SIERRA COLLEGE BLVD.
ROCKLIN, CALIFORNIA

drawn by	checked by	job number
----------	------------	------------

TITLE
SHEET

A001

GEORGE MEU ASSOCIATES
copyright © 2015

all drawings and written material appearing herein constitute the original and unpublished work of the architect and the same may not be duplicated, used or disclosed without the written consent of the architect

PROJECT CONTACTS

PROJECT DEVELOPER
THOMAS SIERRA, LLC
c/o THOMAS PROPERTIES
3100 OAK ROAD, SUITE #140
WALNUT CREEK, CA 94597
TEL: (925) 945-6266

ENVIRONMENTAL ASSESSMENT AND
GEOTECHNICAL ENGINEERING CONSULTANT
TERRACON CONSULTANTS, INC.
50 GOLDENLAND COURT, SUITE 100
SACRAMENTO, CA
TEL: (916) 928-4630

TREE CONSULTANT
TRAVERSO TREE SERVICE
3354 FREEMAN ROAD
WALNUT CREEK, CA 94595
TEL: (925) 930-1901

CULTURAL AND BIOLOGICAL RESOURCES
AND ACOUSTIC CONSULTANT
LSA ASSOCIATES, INC.
4200 ROCKLIN ROAD, SUITE 11B
ROCKLIN, CA 95611
TEL: (916) 630-4600

TRAFFIC ENGINEERING CONSULTANT
ABRAMS ASSOCIATES
1875 OLYMPIC BLVD., SUITE 210
WALNUT CREEK, CA 94596
TEL: (925) 945-0201

SHOPPING CENTER SIGN CONSULTANT
USS UNITED SIGN SYSTEMS
5201 PENTECOST DRIVE
MODESTO, CA 95356
TEL: (209) 543-1320

SHOPS (HABIT BURGER) AND
DEL TACO SIGN CONSULTANT

CNP SIGNS AND GRAPHICS
4530 MISSION GORGE PLACE
SAN DIEGO, CA 92120
TEL: (619) 283-2191

CHICK-FIL-A SIGN CONSULTANT
NATIONAL SIGN
13580 5TH STREET
CHINO, CA 91702
TEL: (909) 591-4742

LES SCHWAB SIGN CONSULTANT
CARLSON SIGN
1605 NE FORBES ROAD
BEND, OR 97109
TEL: (541) 382-2182

CIVIL ENGINEER
AMS ASSOCIATES, INC.
801 YGNACIO VALLEY ROAD, SUITE 220
WALNUT CREEK, CA 94596
TEL: (925) 943-2111

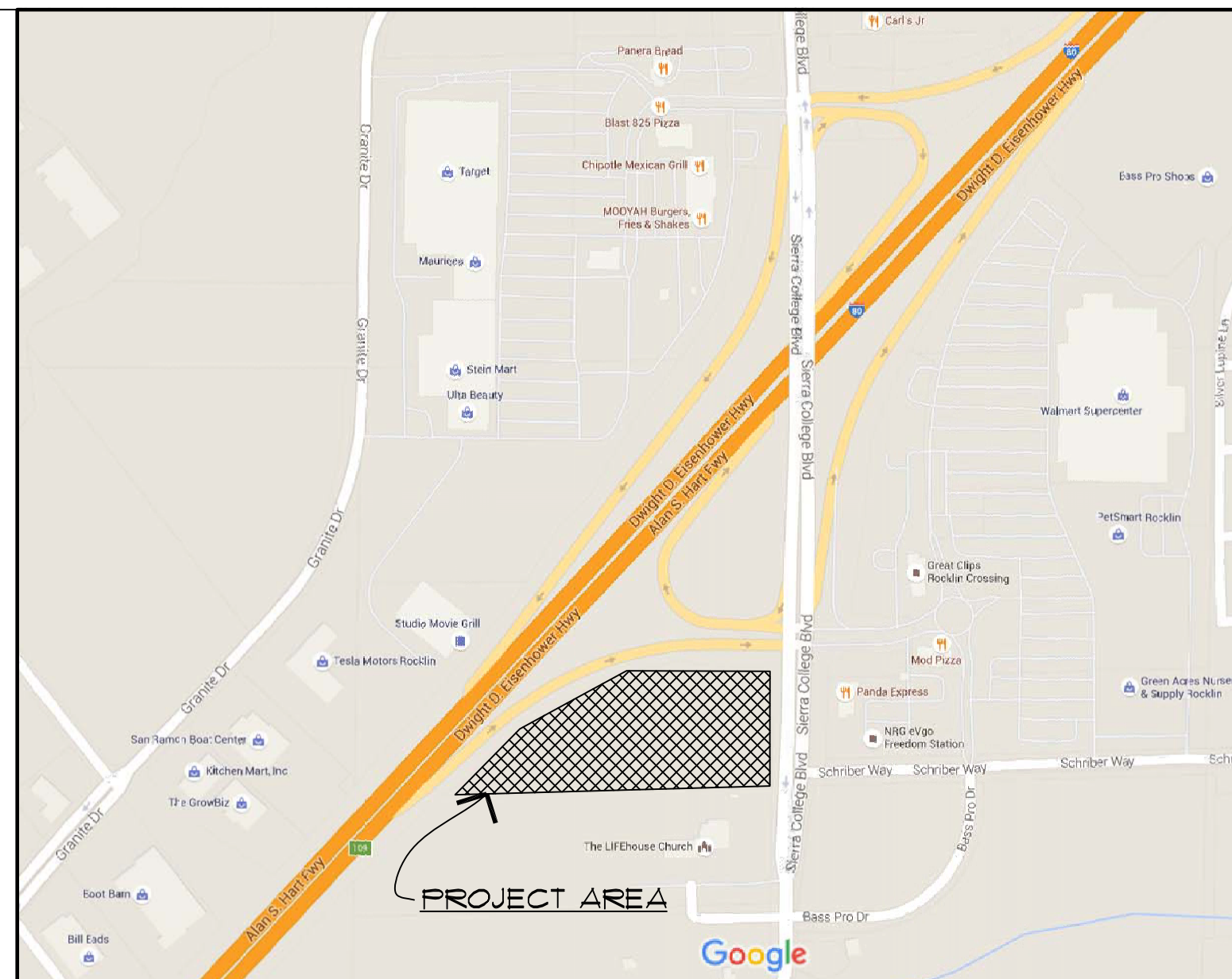
LANDSCAPE ARCHITECT
JAMES SWANSON LANDSCAPE ARCHITECT
5545 MERRITT DRIVE
CONCORD, CA 94521
TEL: (925) 673-9040

SHOPS BUILDING ARCHITECT
GEORGE MEU ASSOCIATES
499 EMBARCADERO, UNIT 6
OAKLAND, CA 94606
TEL: (510) 434-9888

CHICK-FIL-A ARCHITECT
CRHO ARCHITECTURE
195 SOUTH "C" STREET, SUITE 200
TUSTIN, CA 92780
TEL: (714) 832-1834

DEL TACO ARCHITECT
ARCHITECTS ORANGE
144 N ORANGE STREET
ORANGE, CA 92666
TEL: (714) 639-9860

LES SCHWAB TIRE CENTER ARCHITECT
GALLOWAY AND COMPANY, INC.
6062 S. WILLOW DRIVE, SUITE 320
GREENWOOD VILLAGE, CO 80111
TEL: (303) 710-8884



LOCATION MAP (NOT TO SCALE)

Map data © 2016 Google

PROJECT SCOPE

TO AN EXISTING UNIMPROVED SITE, DEVELOP A NEW SHOPPING CENTER INCLUDING ON AND OFF SITE IMPROVEMENTS AND BUILDINGS. PORTION OF SITE SHALL BE A FUTURE PHASE OF DEVELOPMENT.

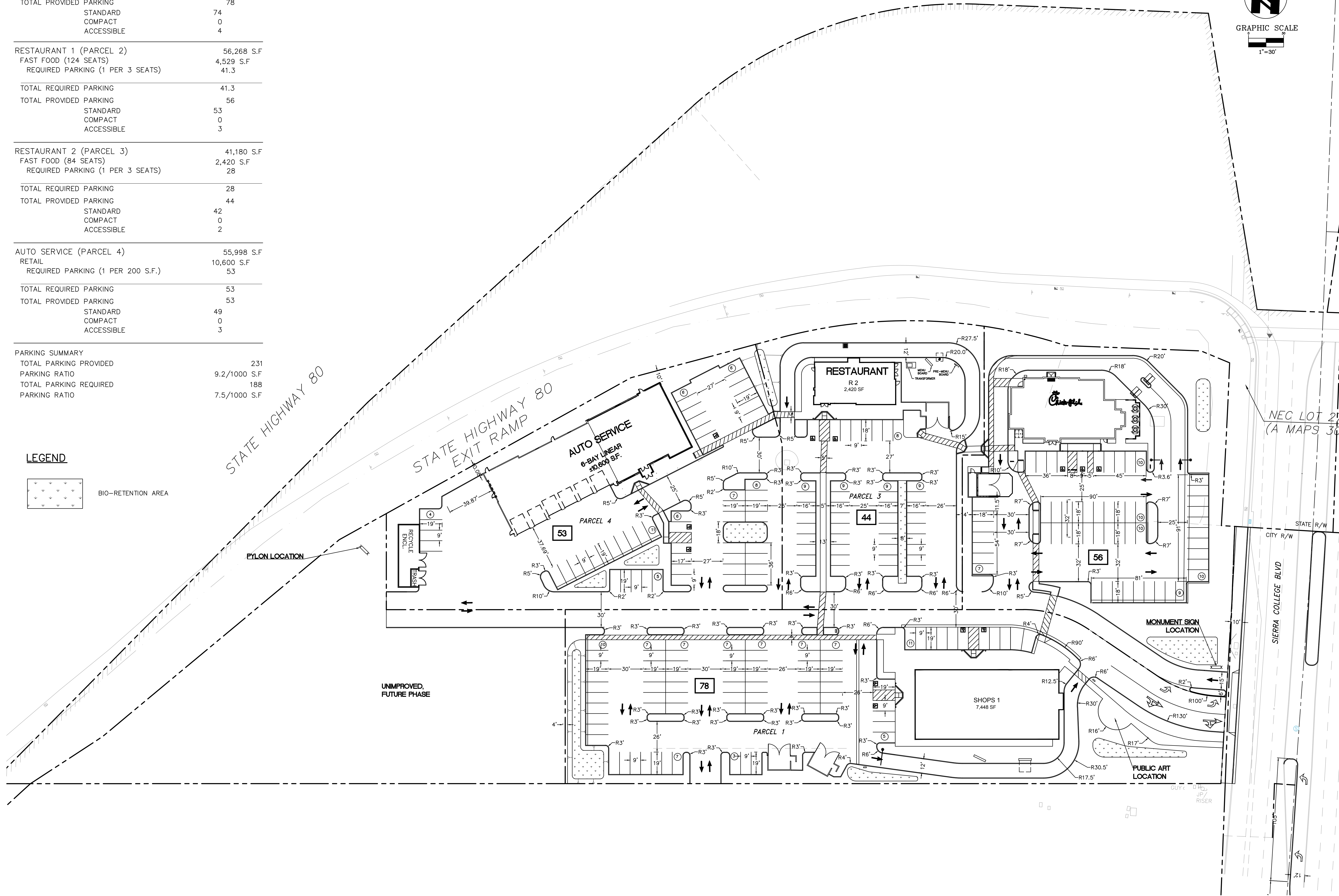
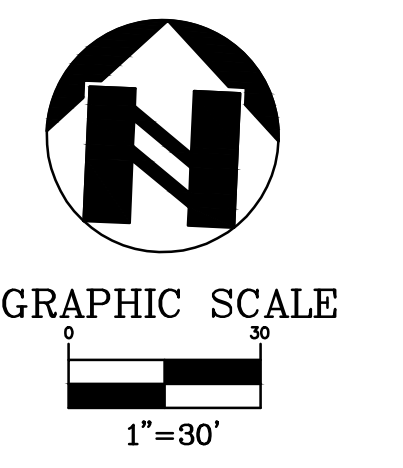
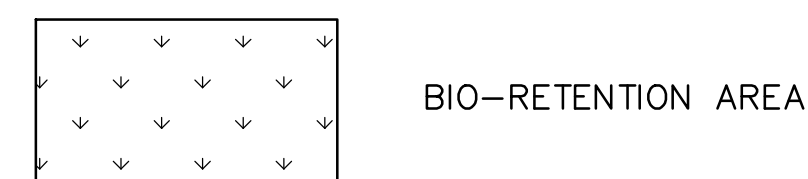
NEW LOT LINE CONFIGURATION WILL BE PART OF DEVELOPMENT.

BUILDING SUMMARY

SHOPS 1 (PARCEL 1)	
RETAIL	77,163 S.F.
REQUIRED PARKING (1 PER 200 S.F.)	12
FAST FOOD (160 SEATS)	
REQUIRED PARKING (1 PER 3 SEATS)	5,048 S.F.
53.3	
TOTAL REQUIRED PARKING	
65.3	
TOTAL PROVIDED PARKING	
78	
STANDARD	74
COMPACT	0
ACCESSIBLE	4
RESTAURANT 1 (PARCEL 2)	
FAST FOOD (124 SEATS)	56,268 S.F.
REQUIRED PARKING (1 PER 3 SEATS)	4,529 S.F.
41.3	
TOTAL REQUIRED PARKING	
41.3	
TOTAL PROVIDED PARKING	
56	
STANDARD	53
COMPACT	0
ACCESSIBLE	3
RESTAURANT 2 (PARCEL 3)	
FAST FOOD (84 SEATS)	41,180 S.F.
REQUIRED PARKING (1 PER 3 SEATS)	2,420 S.F.
28	
TOTAL REQUIRED PARKING	
28	
TOTAL PROVIDED PARKING	
44	
STANDARD	42
COMPACT	0
ACCESSIBLE	2
AUTO SERVICE (PARCEL 4)	
RETAIL	55,998 S.F.
REQUIRED PARKING (1 PER 200 S.F.)	10,600 S.F.
53	
TOTAL REQUIRED PARKING	
53	
TOTAL PROVIDED PARKING	
53	
STANDARD	49
COMPACT	0
ACCESSIBLE	3


PARKING SUMMARY	
TOTAL PARKING PROVIDED	231
PARKING RATIO	9.2/1000
TOTAL PARKING REQUIRED	188
PARKING RATIO	7.5/1000 S.F.

LEGEND



SHEET C-1 OF PROJECT 15-2216	SITE PLAN ROCKLIN STATION 4660 SIERRA COLLEGE BLVD PLACER COUNTY CALIFORNIA	am associates, inc. PLANNING ENGINEERING SURVEYING	801 YONAGIO VALLEY ROAD SUITE 220 WALNUT CREEK, CA 94596 925-943-2777 FAX 925-943-2778	DATE: 3-16-16 SCALE: 1"=30' DESIGNED: SS DRAWN: AS CHECKED: AS PROJ. MGR: AS FILE PATH: Y:\14-2216 ROCKLIN\TEST DATE DIRECTORY\2216SITE.DWG
	DATE: 3-16-16 SCALE: 1"=30' DESIGNED: SS DRAWN: AS CHECKED: AS PROJ. MGR: AS FILE PATH: Y:\14-2216 ROCKLIN\TEST DATE DIRECTORY\2216SITE.DWG	DATE: 3-16-16 SCALE: 1"=30' DESIGNED: SS DRAWN: AS CHECKED: AS PROJ. MGR: AS FILE PATH: Y:\14-2216 ROCKLIN\TEST DATE DIRECTORY\2216SITE.DWG	DATE: 3-16-16 SCALE: 1"=30' DESIGNED: SS DRAWN: AS CHECKED: AS PROJ. MGR: AS FILE PATH: Y:\14-2216 ROCKLIN\TEST DATE DIRECTORY\2216SITE.DWG	DATE: 3-16-16 SCALE: 1"=30' DESIGNED: SS DRAWN: AS CHECKED: AS PROJ. MGR: AS FILE PATH: Y:\14-2216 ROCKLIN\TEST DATE DIRECTORY\2216SITE.DWG
	DATE: 3-16-16 SCALE: 1"=30' DESIGNED: SS DRAWN: AS CHECKED: AS PROJ. MGR: AS FILE PATH: Y:\14-2216 ROCKLIN\TEST DATE DIRECTORY\2216SITE.DWG	DATE: 3-16-16 SCALE: 1"=30' DESIGNED: SS DRAWN: AS CHECKED: AS PROJ. MGR: AS FILE PATH: Y:\14-2216 ROCKLIN\TEST DATE DIRECTORY\2216SITE.DWG	DATE: 3-16-16 SCALE: 1"=30' DESIGNED: SS DRAWN: AS CHECKED: AS PROJ. MGR: AS FILE PATH: Y:\14-2216 ROCKLIN\TEST DATE DIRECTORY\2216SITE.DWG	DATE: 3-16-16 SCALE: 1"=30' DESIGNED: SS DRAWN: AS CHECKED: AS PROJ. MGR: AS FILE PATH: Y:\14-2216 ROCKLIN\TEST DATE DIRECTORY\2216SITE.DWG
	DATE: 3-16-16 SCALE: 1"=30' DESIGNED: SS DRAWN: AS CHECKED: AS PROJ. MGR: AS FILE PATH: Y:\14-2216 ROCKLIN\TEST DATE DIRECTORY\2216SITE.DWG	DATE: 3-16-16 SCALE: 1"=30' DESIGNED: SS DRAWN: AS CHECKED: AS PROJ. MGR: AS FILE PATH: Y:\14-2216 ROCKLIN\TEST DATE DIRECTORY\2216SITE.DWG	DATE: 3-16-16 SCALE: 1"=30' DESIGNED: SS DRAWN: AS CHECKED: AS PROJ. MGR: AS FILE PATH: Y:\14-2216 ROCKLIN\TEST DATE DIRECTORY\2216SITE.DWG	DATE: 3-16-16 SCALE: 1"=30' DESIGNED: SS DRAWN: AS CHECKED: AS PROJ. MGR: AS FILE PATH: Y:\14-2216 ROCKLIN\TEST DATE DIRECTORY\2216SITE.DWG

Y:\14-2216 Rocklin\Site Date Directory\2216Site.dwg, 3/24/2016 10:26:46 AM, Version: DWG, 15/2016.plt



DATE	REV #	BY	DATE	DESCRIPTION
3-16-16	1			
1-30	2			
	3			
	4			
	5			
	6			
	7			
	8			
	9			
	10			
	11			
	12			
	13			
	14			
	15			
	16			
	17			
	18			
	19			
	20			
	21			
	22			
	23			
	24			
	25			
	26			
	27			
	28			
	29			
	30			
	31			
	32			
	33			
	34			
	35			
	36			
	37			
	38			
	39			
	40			
	41			
	42			
	43			
	44			
	45			
	46			
	47			
	48			
	49			
	50			
	51			
	52			
	53			
	54			
	55			
	56			
	57			
	58			
	59			
	60			
	61			
	62			
	63			
	64			
	65			
	66			
	67			
	68			
	69			
	70			
	71			
	72			
	73			
	74			
	75			
	76			
	77			
	78			
	79			
	80			
	81			
	82			
	83			
	84			
	85			
	86			
	87			
	88			
	89			
	90			
	91			
	92			
	93			
	94			
	95			
	96			
	97			
	98			
	99			
	100			

DESIGNED: SS
DRAWN: SS
CHECKED: AS
PROJ. MGR: AS

DATE: 3-16-16
SCALE: 1"=30'
DESIGNED: SS
DRAWN: SS
CHECKED: AS
PROJ. MGR: AS

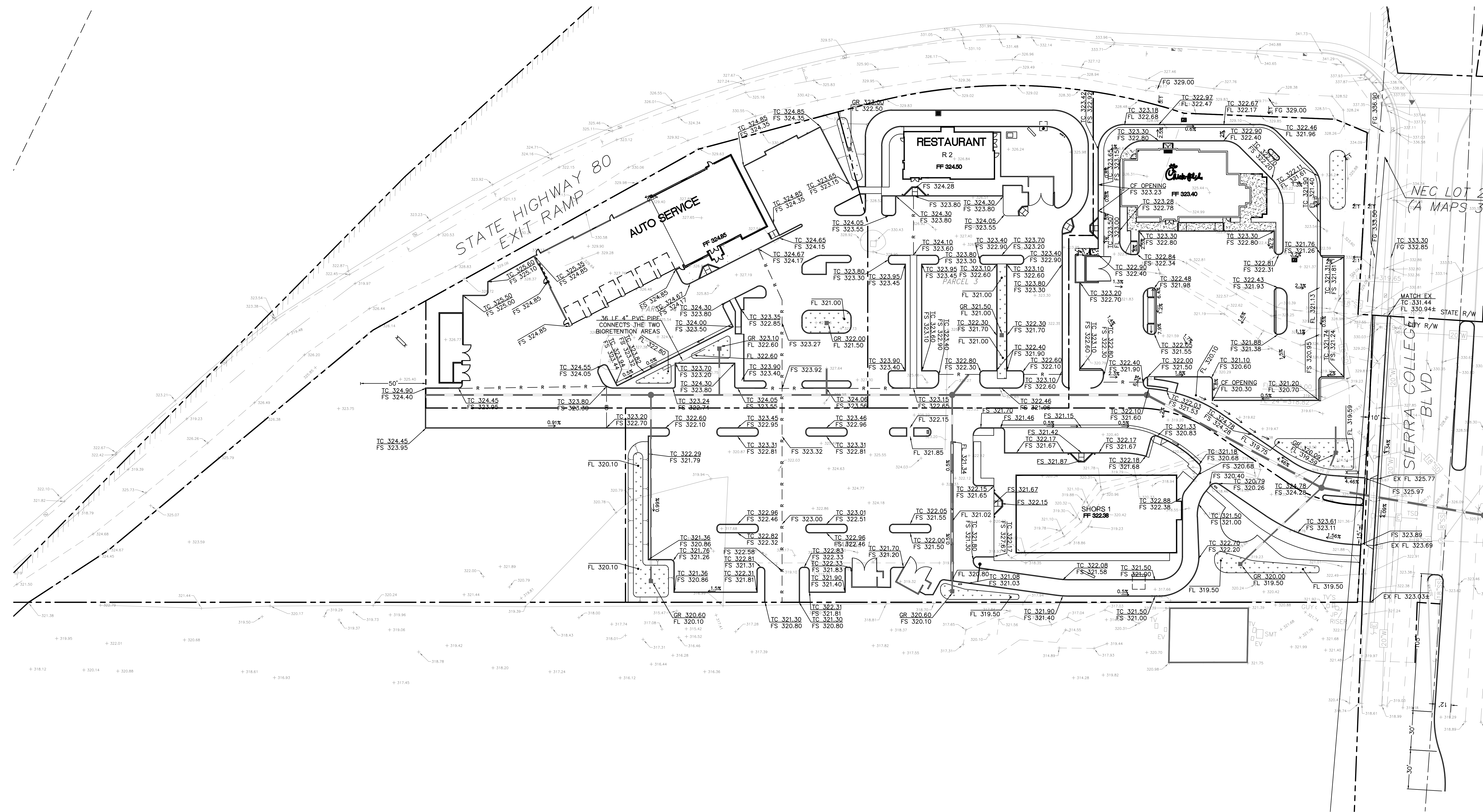
FILE PATH: Y:\14-2216 ROCKLIN\TEST DATE DIRECTORY\2216GRAD.DWG

PROJECT: 15-2216
SHEET: C-2 OF

GRADING PLAN
ROCKLIN STATION
4660 SIERRA COLLEGE BLVD
PLACER, CALIFORNIA

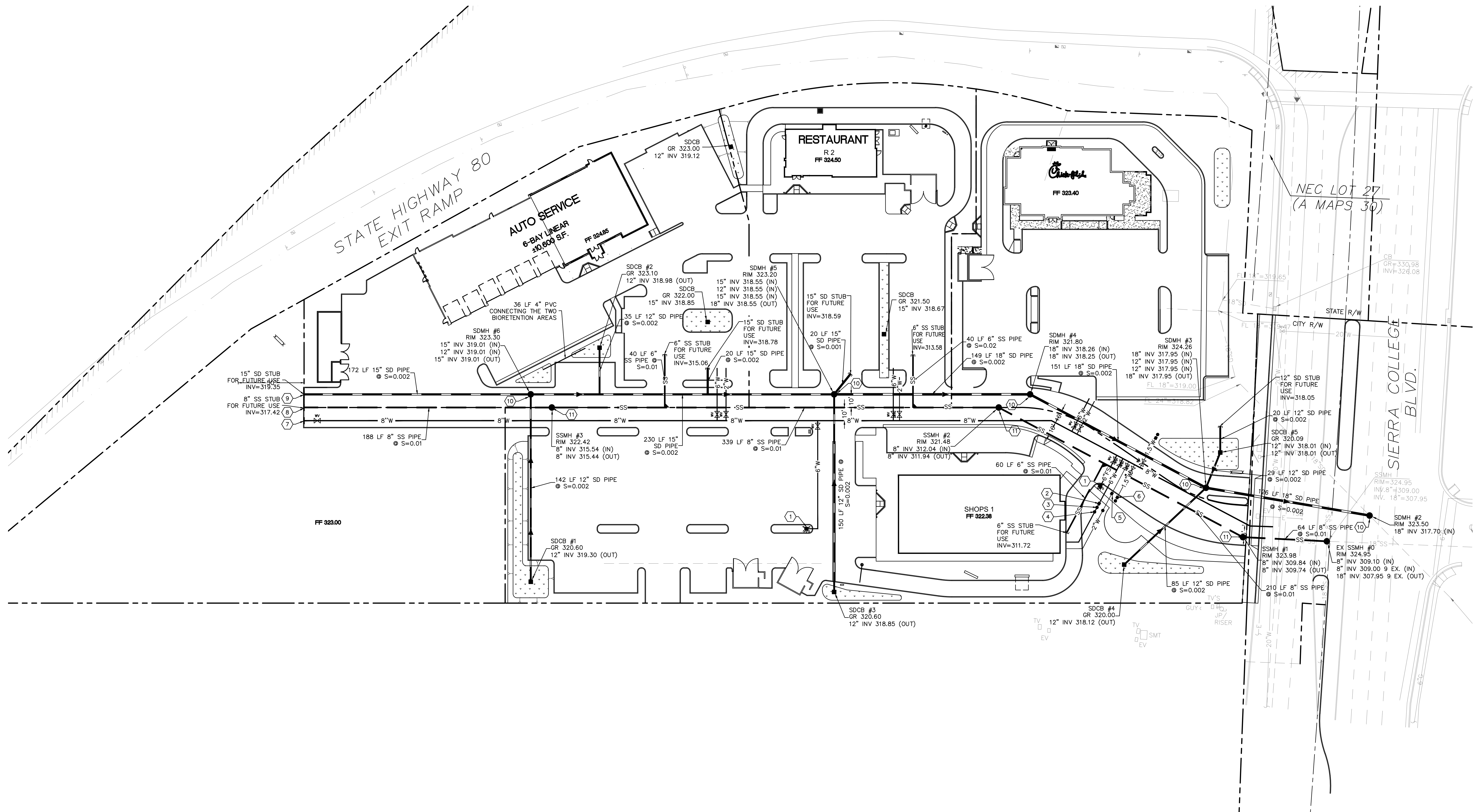
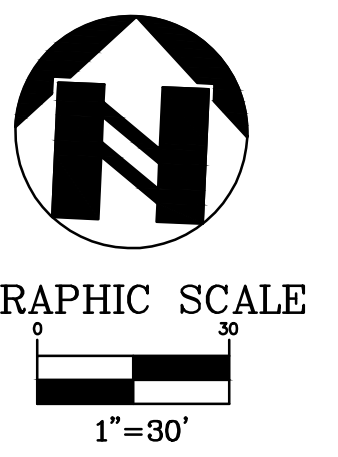
ams
associates, inc. PLANNING ENGINEERING SURVEYING

801 YONAGIO VALLEY ROAD
SUITE 220
WALNUT CREEK, CA 94596
925-943-2777 FAX 925-943-2778



GENERAL NOTES:


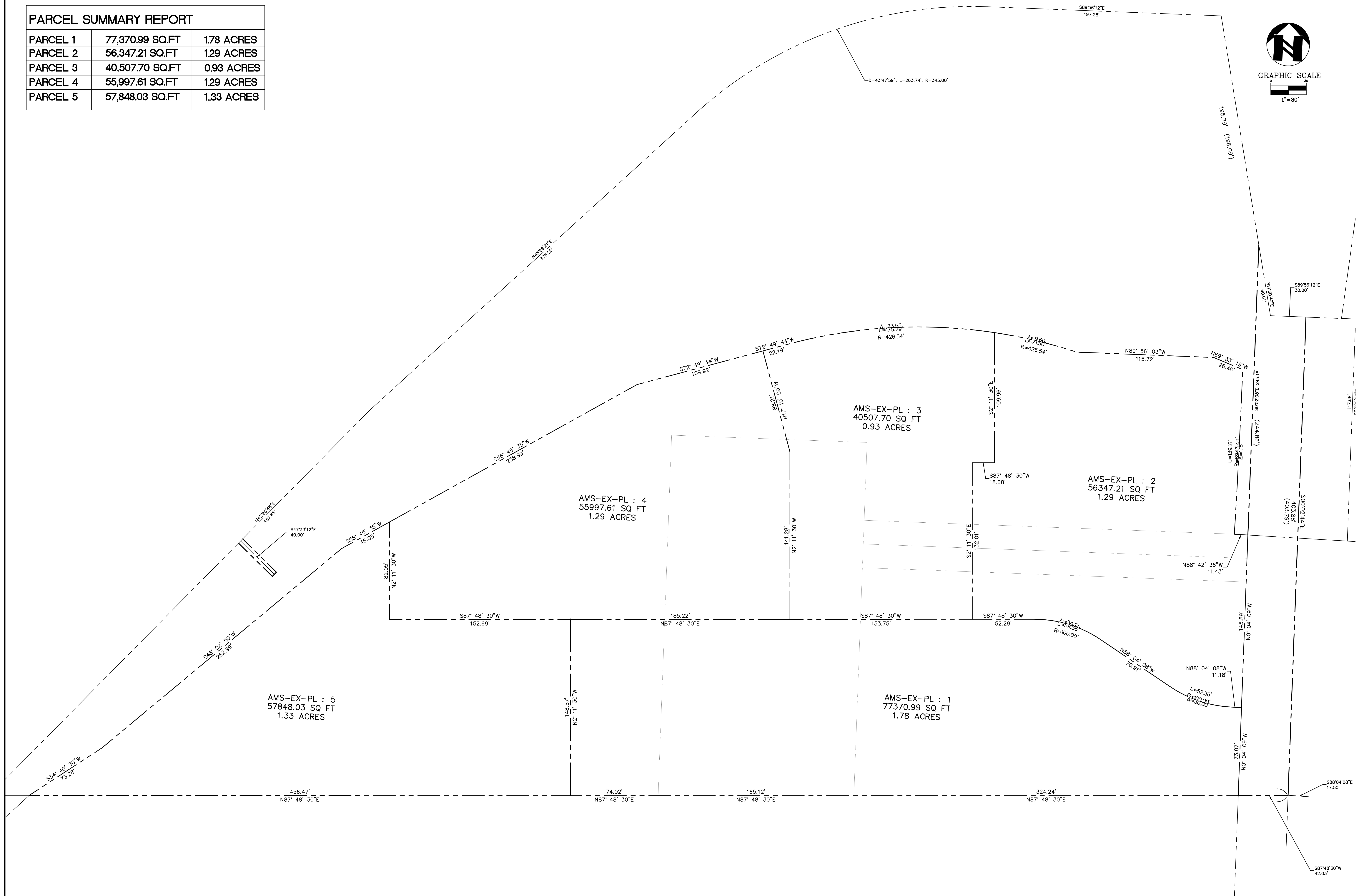
1. FIRE HYDRANT.
2. INSTALL 6" DDCV.
3. INSTALL POST INDICATOR VALVE (PIV).
4. INSTALL FIRE DEPT CONNECTION (FDC).
5. INSTALL 2" WATER METER WITH BFP.
6. INSTALL 1 1/2" IRRIGATION METER WITH BFP.
7. END OF THE MAIN WATER FOR FUTURE CONNECTION AND EXTENSION.
8. END OF 8" SANITARY SEWER LINE FOR FUTURE CONNECTION AND EXTENSION.
9. END OF THE STORM DRAIN LINE FOR FUTURE CONNECTION AND EXTENSION.
10. CONSTRUCT STORM DRAIN MANHOLE
11. CONSTRUCT SANITARY SEWER MANHOLE



SHEET C-3 OF PROJECT 15-2216	UTILITY PLAN ROCKLIN STATION 4660 SIERRA COLLEGE BLVD PLACER COUNTY	CALIFORNIA	ams associates, inc. PLANNING ENGINEERING SURVEYING 801 YONAGDO VALLEY ROAD SUITE 220 WALNUT CREEK, CA 94596 925-943-2777 FAX 925-943-2778	DATE: 3-16-16	REV #	BY	DATE	DESCRIPTION
				SCALE: 1"=30'	DESIGNED: SS	DRAWN: SS	CHECKED: AS	PROJ. MGR: AS

Y:\15-2216 Rocklin\Utility Data\Directory\2216\15.dwg 3/16/2016 10:08:58 PM station: DWG To PDF.pcs 1,1

PARCEL SUMMARY REPORT		
PARCEL 1	77,370.99 SQ.FT	1.78 ACRES
PARCEL 2	56,347.21 SQ.FT	1.29 ACRES
PARCEL 3	40,507.70 SQ.FT	0.93 ACRES
PARCEL 4	55,997.61 SQ.FT	1.29 ACRES
PARCEL 5	57,848.03 SQ.FT	1.33 ACRES



DATE	8-16-15	REV #	BY	DATE	DESCRIPTION
SCALE:	1"=30'				
DESIGNED:					
DRAWN:	DL				
CHECKED:	AS				
PROJ. MGR:	AS				
FILE PATH:	Y:\14-2216 ROCKLIN\PARCEL MAP - TEN MAP - 15-2216\MAP.WMG				

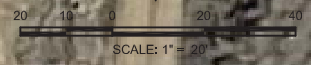
ams 801 YGNACIO VALLEY ROAD
SUITE 220 CHICK, CA 94596
925-943-2777 FAX 925-943-2778
associates, inc. PLANNING ENGINEERING SURVEYING

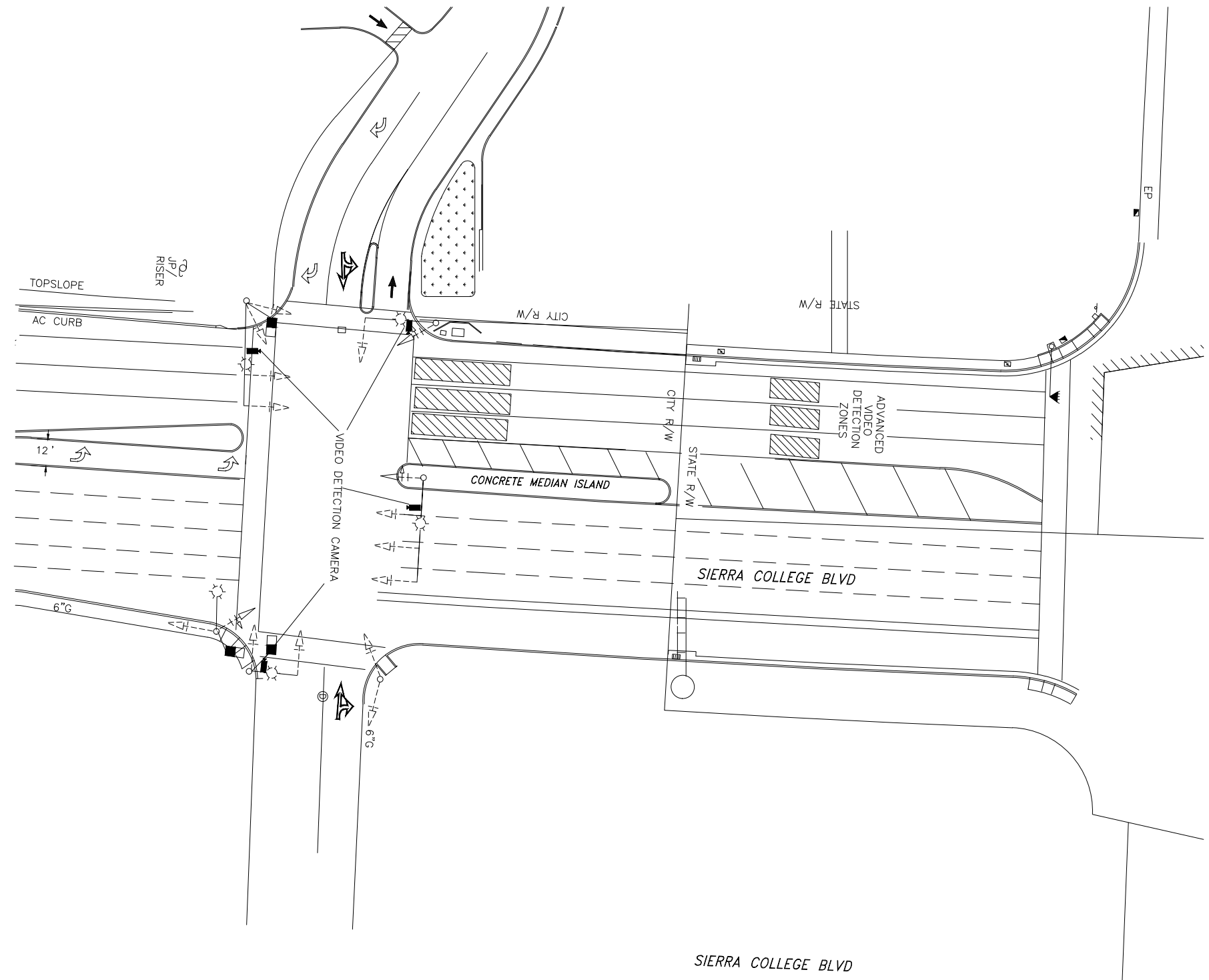
TENTATIVE PARCEL MAP CALIFORNIA
4660 SIERRA COLLEGE BLVD
PLACER
ROCKLIN



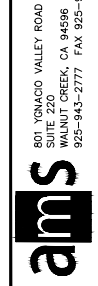
TRAFFIC SIGNAL EXHIBIT 1
COMMERCIAL PROJECT - SIERRA COLLEGE BOULEVARD
CITY OF ROCKLIN

ams
 ASSOCIATES, inc. PLANNING ENGINEERING SURVEYING
 801 YGNACIO VALLEY ROAD
 SUITE 220
 WALNUT CREEK, CA 94596
 925-943-2777 FAX 925-943-2778









NOT TO SCALE





ASSOCIATES, INC. PLANNING ENGINEERING SURVEYING


TRAFFIC SIGNAL EXHIBIT 2
COMMERCIAL PROJECT - SIERRA COLLEGE BOULEVARD
CITY OF ROCKLIN

PROPOSED PLANT MATERIALS LEGEND

BOTANICAL NAME	COMMON NAME	WATER NEEDS
SMALL FLOWERING TREE SUCH AS: (TO BE 24" BOX SIZE):		
 LAGERSTROEMIA 'MUSKOGEE'	VIOLET CRAPE MYRTLE	L
 LAGERSTROEMIA 'ARAPAHO'	RED CRAPE MYRTLE	L
 LAGERSTROEMIA 'NATCHEZ'	WHITE CRAPE MYRTLE	L
 LAGERSTROEMIA 'TUSCARORA'	PINK CRAPE MYRTLE	L
 CERCIS OCCIDENTALIS	WESTERN REDBUD	VL
VERTICAL ACCENT TREE SUCH AS: (TO BE 24" BOX SIZE):		
 CARPINUS B. 'FASTIGIATA'	HORNBEAM	M
PARKING LOT SHADE TREE SUCH AS: (TO BE 24" BOX SIZE):		
 CHIOPSIS LINEARIS	DESERT WILLOW	VL
 PISTACHIA CHINENSIS	CHINESE PISTACHE	L
NATIVE EVERGREEN TREE SUCH AS: (TO BE 24" BOX SIZE):		
 QUERCUS WISLIZENI	INTERIOR LIVE OAK	VL
NATIVE DECIDUOUS TREE SUCH AS: (TO BE 24" BOX SIZE):		
 QUERCUS LOBATA	VALLEY OAK	L

TALL NATIVE SHRUBS SUCH AS: (TO BE 5 GALLON SIZE)		
 HETEROMELES ARBUTIFOLIA	TOYON	VL
 CEANOTHUS 'CONCHA'	WILD LILAC	L
 RHAMNUS ILICIFOLIA	HOLLEY LEAF REDBERRY	L
SCREENING SHRUBS SUCH AS: (TO BE 5 GALLON SIZE)		
 PITTOSPORUM T. 'VARIEGATA'	VARIEGATED MOCK ORANGE	M
 XYLOSMA CONGESTUM	XYLOSMA	L
 PHOTINIA FRASERI	SCARLET TOYON	M
 ESCALLONIA FRADESI	ESCALLONIA	M
NATIVE MEDIUM HEIGHT SHRUBS SUCH AS: (TO BE 5 GALLON SIZE)		
 ARCHTOPHAPHYLOS 'HOWARD MCMIN'	MCMINN MANZANITA	L
 TEUCRIUM F. 'COMPACTUM'	DWARF BUSH GERMANDER	L
FLOWERING SHRUBS USED AS GROUNDCOVERS SUCH AS: (TO BE 5 GALLON SIZE):		
 ROSMARINUS O. 'PROSTRATA'	PROSTRATE ROSEMARY	L
 ABELIA X G. 'KALEIDOSCOPE'	ABELIA	M
 LANTANA MONTEVIDENSIS	PURPLE LANTANA	L
SHRUBS USED AGAINST BUILDING WALLS OR TO SCREEN PARKING LOT SUCH AS: (TO BE 5 GALLON SIZE):		
 VIRBURNUM 'SPRING BOUQUET'	LAURUSTINUS	M
 LIGUSTRUM J. 'TEXANUM'	TEXAS PRIVET	M
 ROSMARINUS O. 'BLUE SPIRES'	UPRIGHT ROSEMARY	L
FLOWERING SHRUBS SUCH AS: (TO BE 5 GALLON SIZE):		
 ROSA 'CARPET ROSE'	PINK CARPET ROSE	M
 RHAPHIOLEPIS L. 'SPRINGTIME'	INDIA HAWTHORN	M
 RHAPHIOLEPIS L. 'BALLERINA'	INDIA HAWTHORN	M
 LAVENDULA ANGUSTIFOLIA	ENGLISH LAVENDER	L
 ERIGERON KARVINSKIANUS	SANTA BARBARA DAISEY	L

ACCENT SHRUBS SUCH AS: (TO BE 5 GALLON SIZE):		
 PHORMIUM 'YELLOW WAVE'	YELLOW NEW ZEALAND FLAX	M
 PHORMIUM 'JESTER'	VARIEGATED NEW ZEALAND FLAX	M
 PHORMIUM 'MONROVIA RED'	RED NEW ZEALAND FLAX	M
 DIETES IRIDIOIDES	FORTNIGHT DAY LILY	L
GRASSES SUCH AS: (TO BE 5 GALLON SIZE):		
 HELICTOTRICHON SEMPERVIRENS	BLUE OAT GRASS	L
 PENNISETUM ORIENTALE	DWARF FOUNTAIN GRASS	L
 STIPA TENUISSIMA	MEXICAN FEATHER GRASS	L
 MUHLENBERGIA RIGENS	DEER GRASS	L
LOW SHRUBS SUCH AS: (TO BE 1 GALLON SIZE)		
 NANDINIA 'FIRE POWER'	COMPACT HEAVENLY BAMBOO	L
 AGAPANTHUS AFRICANUS	LILY OF THE NILE	M
 HEMEROCALLIS 'STELLA D'ORO'	DAYLILY	M
 FESTUCA 'ELJAH BLUE'	COMMON BLUE FESCUE	M
GROUND COVERS SUCH AS: (TO BE 1 GALLON SIZE)		
 BACCHARIS PILULARIS	DWARF COYOTE BUSH @ 48" OC	L
 COPROSMA X KIRKII	PROSTRATE COPROSMA @ 48" OC	L
 COTONEASTER 'LOW FAST'	PROSTRATE COTONEASTER @ 36" OC	L
BIO-RETENTION PLANTINGS SUCH AS:		
 MUHLENBERGIA RIGIDA	DEER GRASS	L
 LEYMUS A 'BLUE DUNE'	LYME GRASS	L



SHEET L-1 OF	PROJECT 15-2216	PRELIMINARY LANDSCAPE PLAN ROCKLIN STATION 4660 SIERRA COLLEGE BLVD PLACER CALIFORNIA	JAMES SWANSON - LANDSCAPE ARCHITECT 5545 MERRITT DRIVE - CONCORD, CALIFORNIA 94521 PHONE: (925) 675-9040 FAX: (925) 675-9047	DATE: 3-24-16	REV. #	BY	DATE	DESCRIPTION
				SCALE: 1"=30'	DESIGNED: JRS	DRAWN: JRS	CHECKED: JRS	PROJ. MGR: JRS

2	4 APRIL 2016	ENTITLEMENT APPL.
1	11 MARCH 2016	ENTITLEMENT APPL.

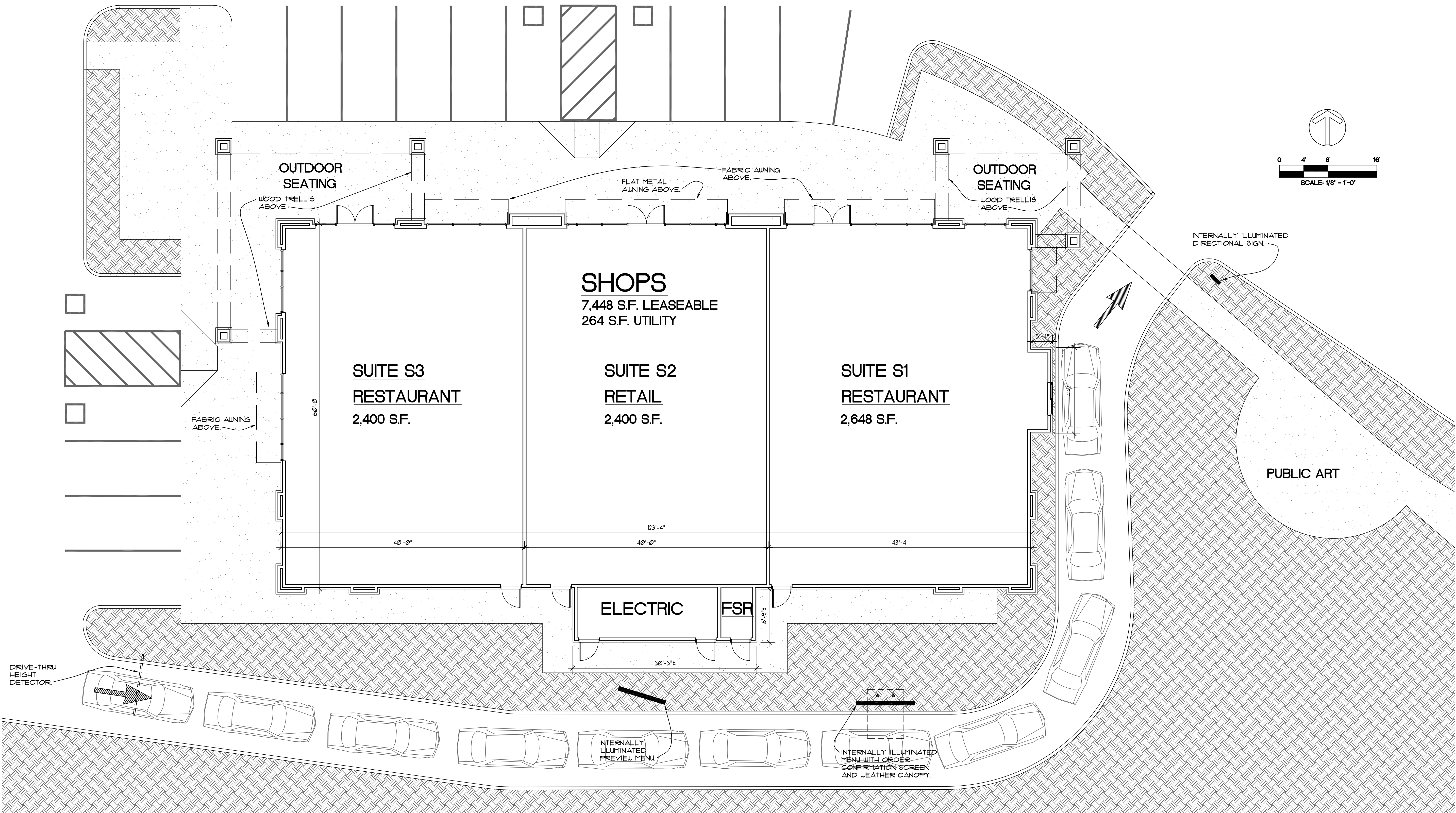
issue	date	description
-------	------	-------------

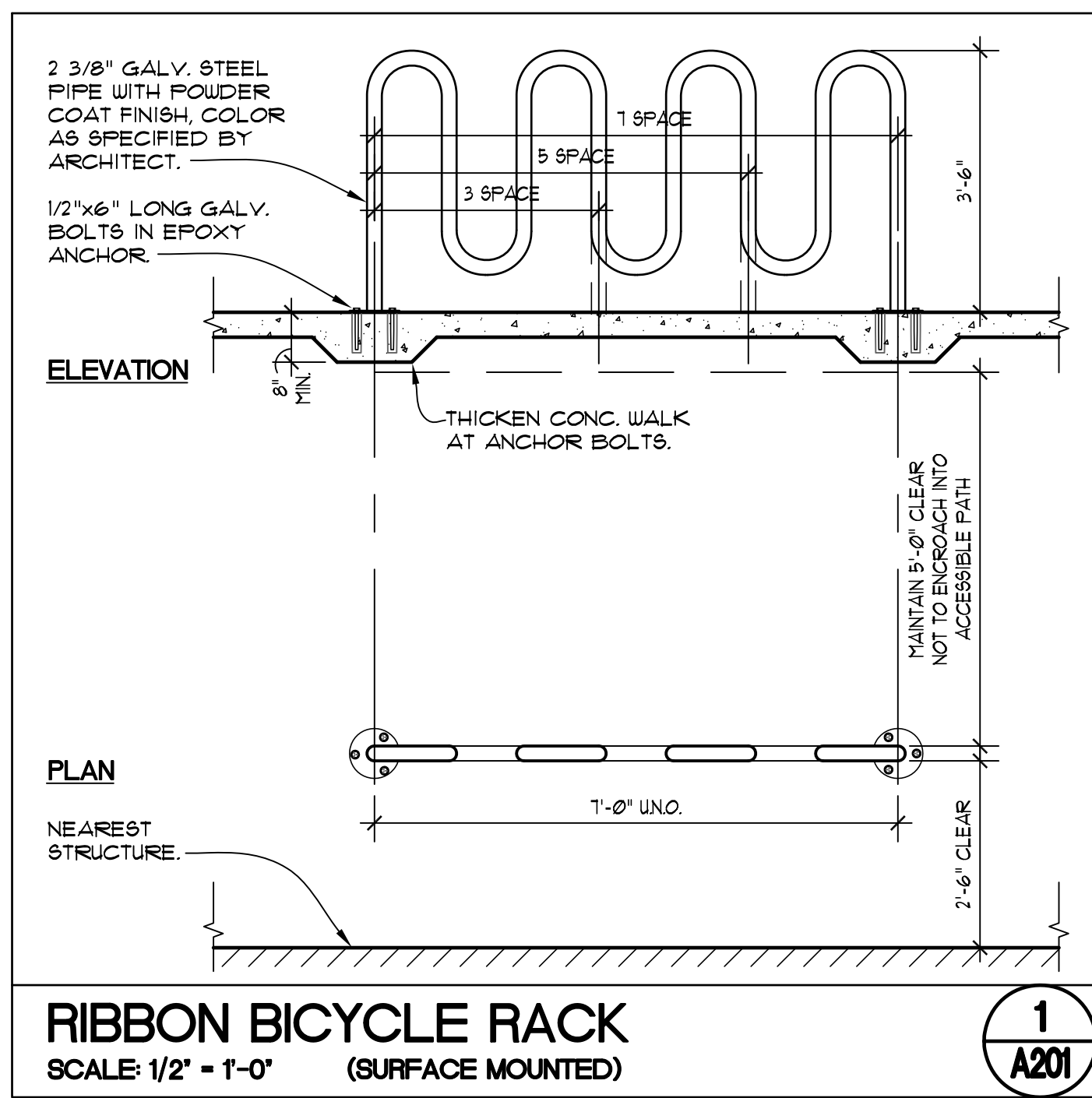
A PROPOSED NEW SHOPPING CENTER DEVELOPMENT
ROCKLIN STATION
BY THOMAS SIERRA LLC
S.W. CORNER OF HIGHWAY I-80 AND SIERRA COLLEGE BLVD.
ROCKLIN, CALIFORNIA

GMA	LGM	1581 Thom-Rocklin
drawn by	checked by	job number

**SHOPS
FLOOR PLAN**

A101





RIBBON BICYCLE RACK
SCALE: 1/2" = 1'-0" (SURFACE MOUNTED)

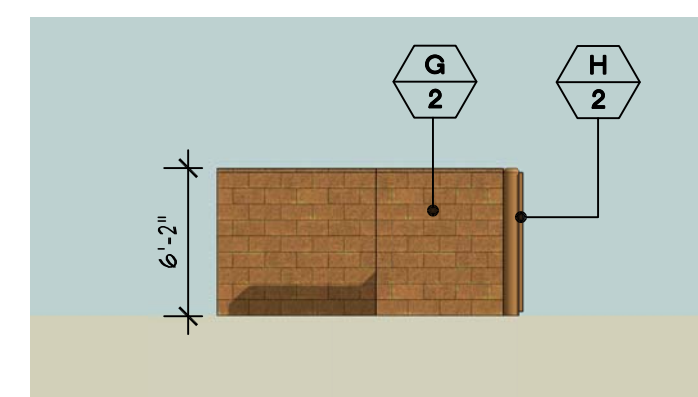
1
A201

MATERIALS

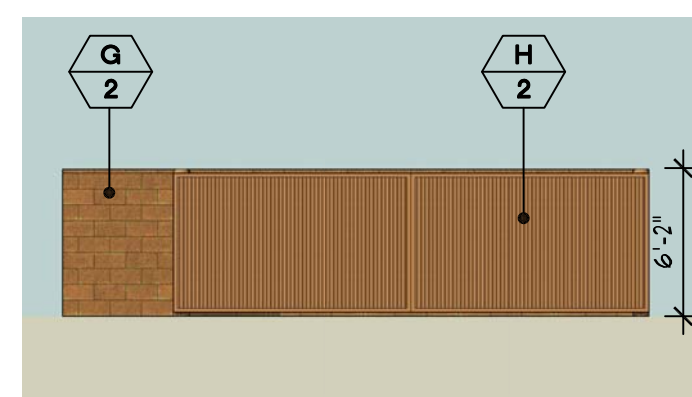
- A - MANUFACTURED STONE VENEER
- B - EXTERIOR PLASTER
- C - ALUMINUM STOREFRONT AND ENTRANCES
- D - HOLLOW METAL DOOR AND FRAMES
- E - EXTERIOR PLASTER
- F - FABRIC AWNING COVER ON METAL FRAME
- G - 8X8X16 PRECISION FACE CONCRETE MASONRY UNITS.
- H - STEEL ANGLE/TUBE FRAME AND METAL DECK SWING GATES

COLORS

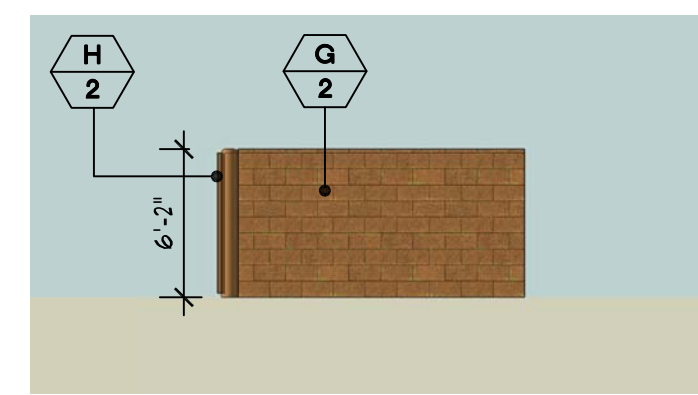
- 1 - SHERWIN WILLIAMS PAINTS SW #0057 "CHINESE RED"
- 2 - SHERWIN WILLIAMS PAINTS SW #6088 "NUTHATCH"
- 3 - SHERWIN WILLIAMS PAINTS SW #6363 "GINGERY"
- 4 - SHERWIN WILLIAMS PAINTS SW #7541 "GRECIAN IVORY"
- 5 - ELDORADO STONE "LEDGECUT 33 - SAGE"
- 6 - ANODIZED ALUMINUM "DARK BRONZE"
- 7 - SUNBRELLA #4622-0000 "TERRA COTTA"



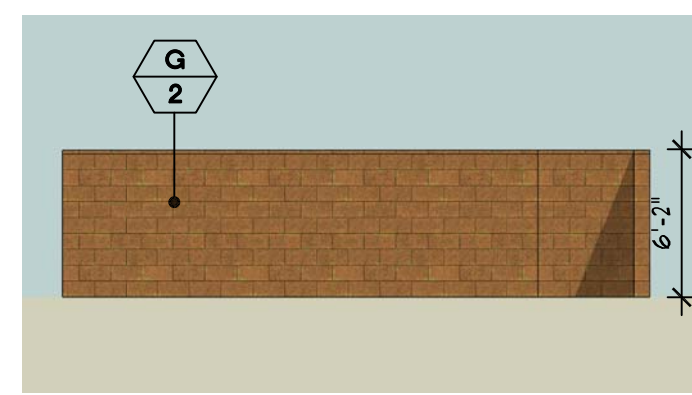
EAST EXTERIOR ELEVATION



NORTH EXTERIOR ELEVATION



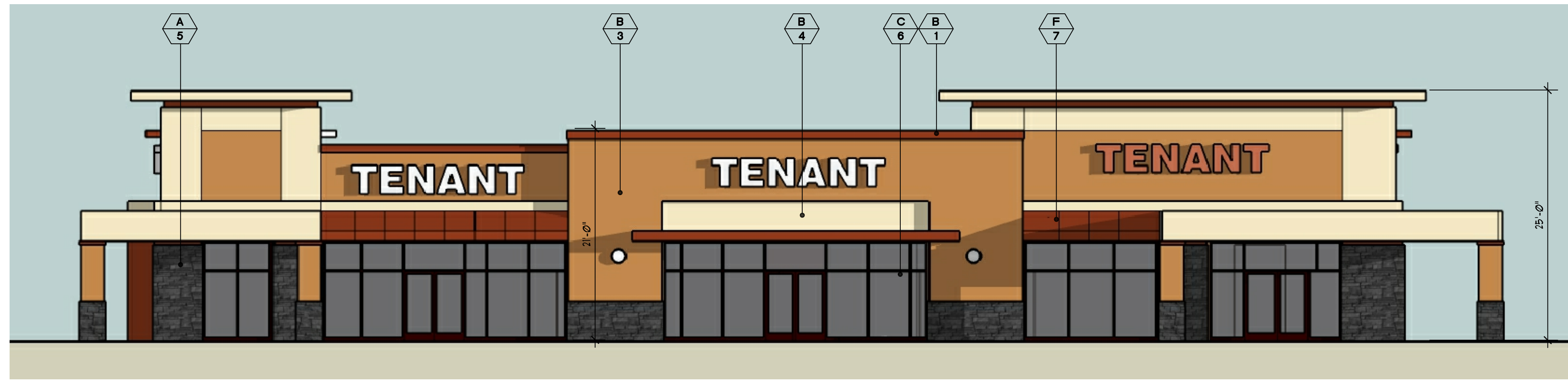
WEST EXTERIOR ELEVATION



SOUTH EXTERIOR ELEVATION

TYPICAL SHOPS TRASH ENCLOSURE

SCALE: 1/8" = 1'-0"



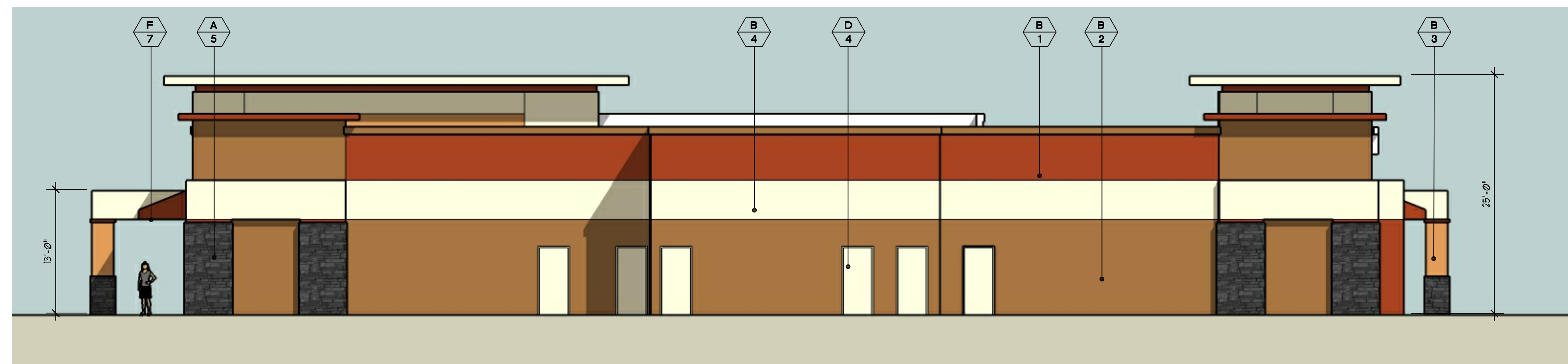
NORTH EXTERIOR ELEVATION

SCALE: 1/8" = 1'-0"



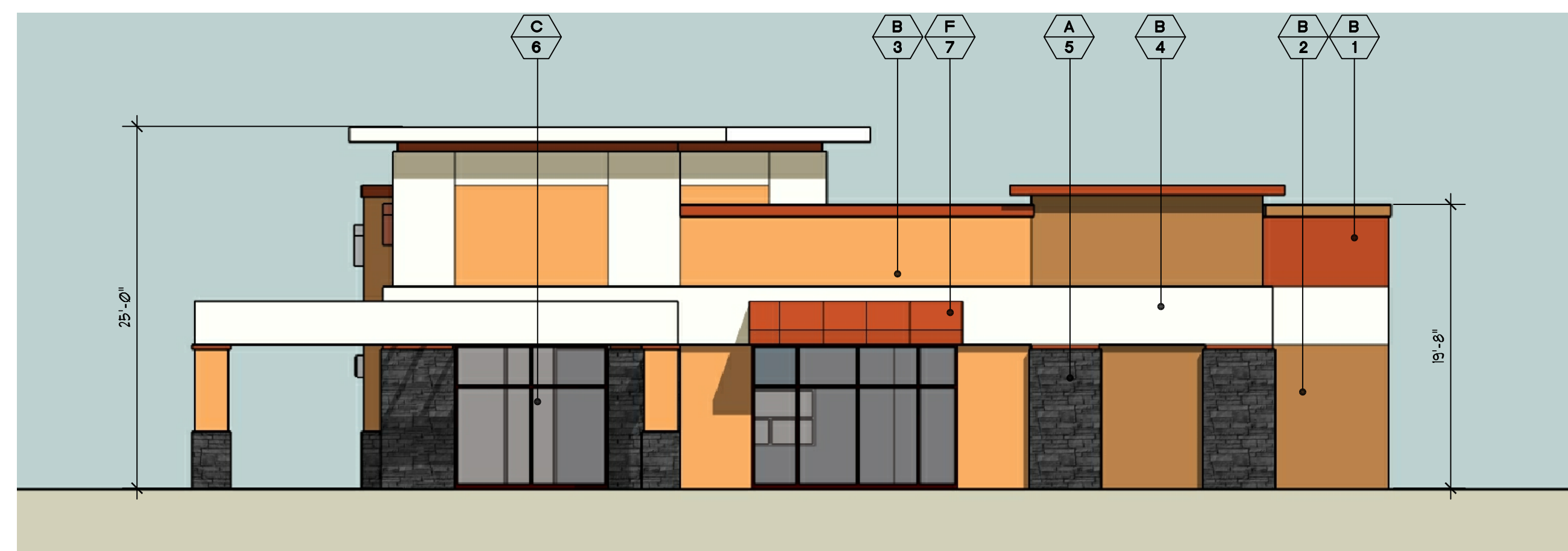
EAST EXTERIOR ELEVATION

SCALE: 1/8" = 1'-0"



SOUTH EXTERIOR ELEVATION

SCALE: 1/8" = 1'-0"



EAST EXTERIOR ELEVATION

SCALE: 1/8" = 1'-0"

GEORGE MEU ASSOCIATES
ARCHITECTURE
PLANNING

499 EMBARCADERO
OAKLAND
CALIFORNIA
94606
PHONE 510 434 9888

4 APRIL 2016 ENTITLEMENT APPL.
11 MARCH 2016 ENTITLEMENT APPL.

issue	date	description
2		
1		

A PROPOSED NEW SHOPPING CENTER DEVELOPMENT
ROCKLIN STATION
BY THOMAS SIERRA LLC
S.W. CORNER OF HIGHWAY I-80 AND SIERRA COLLEGE BLVD.
ROCKLIN, CALIFORNIA

drawn by	checked by	job number
GMA	LGM	1581.Thom-Rocklin

SHOPS EXTERIOR ELEVATIONS

A201

GEORGE MEU ASSOCIATES
copyright © 2015

all drawings and written material appearing herein constitute the original and unpublished work of the architect and the same may not be duplicated, used or disclosed without the written consent of the architect.

CLIENT



PROJECT
THE HABIT BURGER #XXXX

LOCATION
I-80 & Sierra College Blvd.
Rocklin CA 95677

SHEET TITLE
SITE PLAN

ACCT. REP.
CHRIS BARTON

DESIGNER
TIM THOMSEN

DATE
03/08/16

SCALE
NOTED

CUSTOMER APPROVAL

UNLESS SPECIFIED, THIS DRAWING IS NOT FOR PRODUCTION. The information shown is for permitting and design intent only. Colors shown are representations of the indicated specifications, and may not be an exact match of the finished product.

© 2016 CNP Signs & Graphics

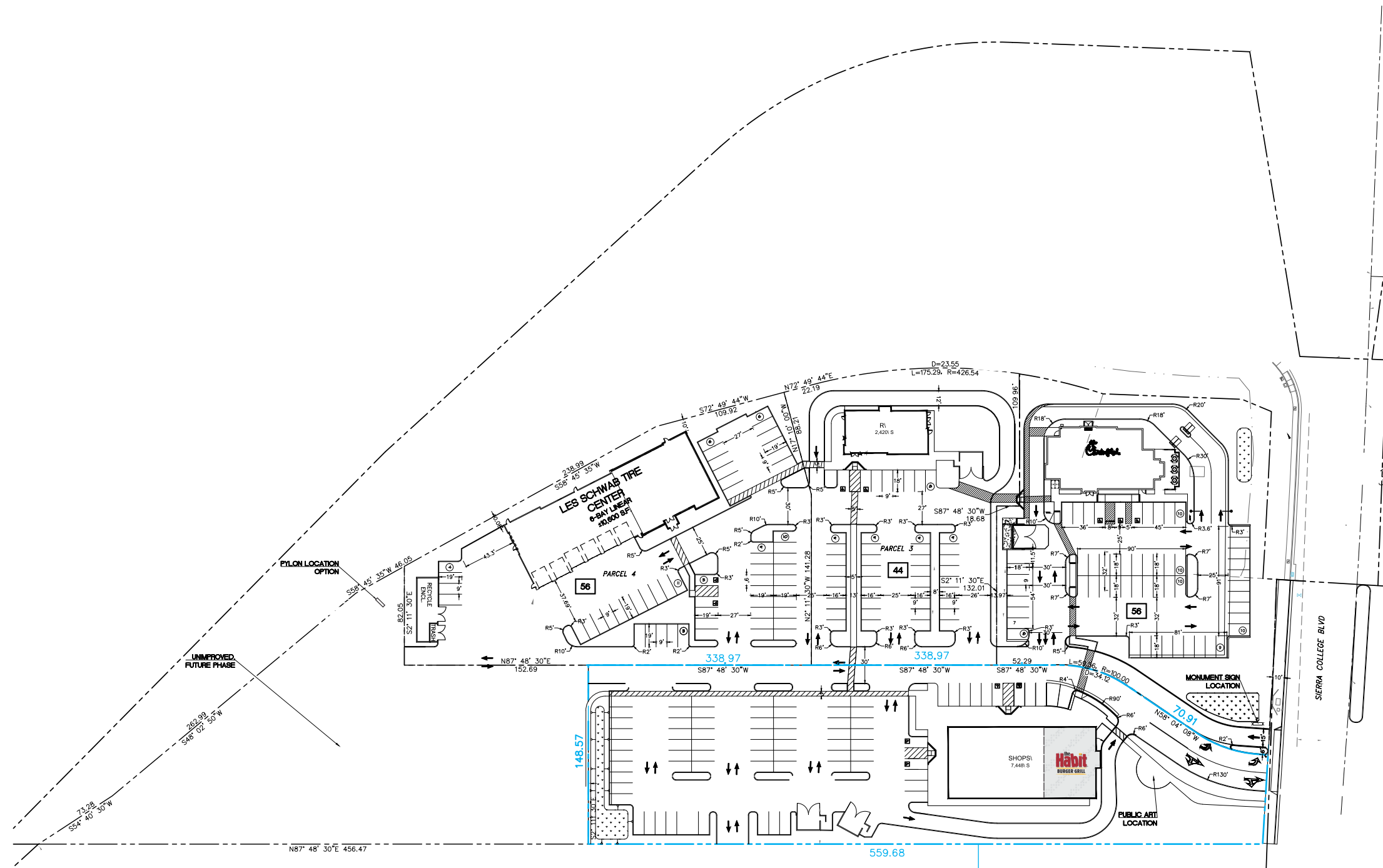
The original concepts and/or illustrations contained in this document/design are the exclusive property of CNP Signs & Graphics. Disclosure or reproduction of this design, in any manner or medium without authorized and written consent of CNP is expressly forbidden.

DWG# 16-217	PROJECT # 318737
REVISION NO. 2	WO#

REVISIONS

NO.	DATE	BY	NO.	DATE	DESIGNER
1	03/10/16	TT	7	00/00/00	
2	03/31/16	TT	8		
3			9		
4			10		
5			11		
6			12		

KEY NO.



OVERALL SITE PLAN

SCALE: 1" = 100'-0"

CLIENT



PROJECT
THE HABIT BURGER #XXXX

LOCATION
I-80 & Sierra College Blvd.
Rocklin CA 95677

SHEET TITLE
SITE PLAN (DETAIL)

ACCT. REP.
CHRIS BARTON

DESIGNER
TIM THOMSEN

DATE
03/08/16

SCALE
NOTED

CUSTOMER APPROVAL

UNLESS SPECIFIED, THIS DRAWING IS NOT FOR PRODUCTION. The information shown is for permitting and design intent only. Colors shown are representations of the indicated specifications, and may not be an exact match of the finished product.

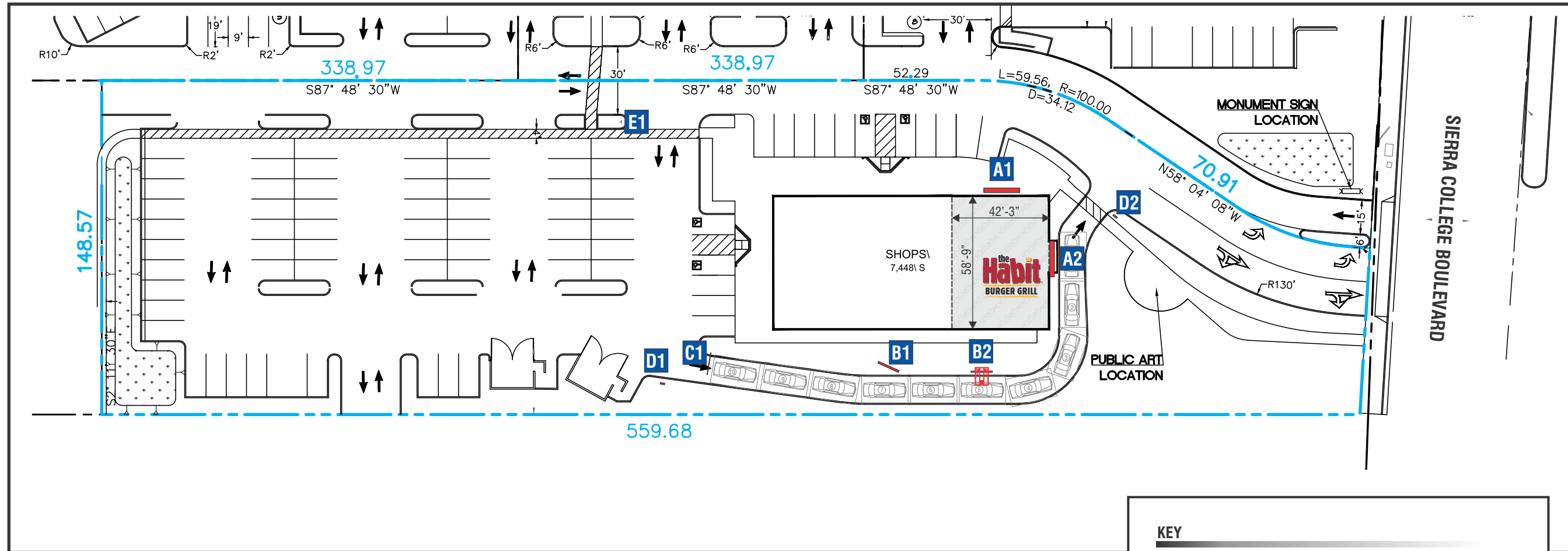
© 2016 CNP Signs & Graphics

The original concepts and/or illustrations contained in this document/design are the exclusive property of CNP Signs & Graphics. Disclosure or reproduction of this design, in any manner or medium without authorized and written consent of CNP is expressly forbidden.

DWG#	16-217	PROJECT #	318737
REVISION NO.	2	WO#	

REVISIONS					
1	03/10/16	TT	7	00/00/00	DESIGNER
2	03/31/16	TT	8		
3			9		
4			10		
5			11		
6			12		

KEY NO.



KEY

- A1** S/F 3'-2 5/8" X 12'-10" DUAL LIT CHANNEL LETTER WALL SIGN
- A2** S/F 4'-3 3/8" X 12'-10" DUAL LIT CHANNEL LETTER WALL SIGN
- B1** S/F INTERNALLY ILLUMINATED 6'-5 3/4" X 8'-0" PREVIEW MENU
- B2** S/F INTERNALLY ILLUMINATED 6'-5 3/4" X 9'-6 1/2" MENU W/ ORDER CONFIRMATION SCREEN
- C1** DRIVE THRU HEIGHT DETECTOR
- D1** S/F INTERNALLY ILLUMINATED 1'-0" X 2'-0" DIRECTIONAL SIGN "DRIVE THRU OPEN LATE"
- D2** D/F INTERNALLY ILLUMINATED 1'-0" X 2'-0" DIRECTIONAL SIGN "THANK YOU COME AGAIN SOON/EXIT ONLY"
- E1** S/F REFLECTIVE 2'-0" X 1'-6" NON-ILLUMINATED DIRECTIONAL SIGN "THE HABIT - DRIVE THRU/RIGHT ARROW"



SITE PLAN DETAIL

SCALE: 1" = 50'-0"

CLIENT



PROJECT
THE HABIT BURGER #XXXX

LOCATION
I-80 & Sierra College Blvd.
Rocklin CA 95677

SHEET TITLE
ELEVATIONS

ACCT. REP.
CHRIS BARTON
DESIGNER
TIM THOMSEN

DATE
03/08/16
SCALE
NOTED

CUSTOMER APPROVAL

UNLESS SPECIFIED, THIS DRAWING IS NOT FOR PRODUCTION. The information shown is for permitting and design intent only. Colors shown are representations of the indicated specifications, and may not be an exact match of the finished product.

© 2016 CNP Signs & Graphics

The original concepts and/or illustrations contained in this document/design are the exclusive property of CNP Signs & Graphics. Disclosure or reproduction of this design, in any manner or medium without authorized and written consent of CNP is expressly forbidden.

DWG#	16-217	PROJECT #	318737
REVISION NO.	2	WO#	

REVISIONS

NO.	DATE	BY	REVISION
1	03/10/16	TT	7
2	03/31/16	TT	8
3			9
4			10
5			11
6			12

KEY NO.

A1 A2



NORTH ELEVATION

SCALE: 1/8" = 1'-0"



EAST ELEVATION

SCALE: 1/8" = 1'-0"

CUSTOMER APPROVAL

APPROVED BY:	DATE:
--------------	-------

CLIENT



PROJECT
 THE HABIT BURGER #XXXX

LOCATION
 I-80 & Sierra College Blvd.
 Rocklin CA 95677

SHEET TITLE
ELEVATIONS

ACCT. REP.
 CHRIS BARTON

DESIGNER
 TIM THOMSEN

DATE 03/08/16 SCALE NOTED

CUSTOMER APPROVAL

UNLESS SPECIFIED, THIS DRAWING IS NOT FOR PRODUCTION. The information shown is for permitting and design intent only. Colors shown are representations of the indicated specifications, and may not be an exact match of the finished product.

© 2016 CNP Signs & Graphics

The original concepts and/or illustrations contained in this document/design are the exclusive property of CNP Signs & Graphics. Disclosure or reproduction of this design, in any manner or medium without authorized and written consent of CNP is expressly forbidden.

DWG#	16-217	PROJECT #	318737
REVISION NO.	2	WO#	

REVISIONS

1	03/10/16	TT	7		
2	03/31/16	TT	8		
3			9		
4			10		
5			11		
6			12		

KEY NO.



SOUTH ELEVATION

SCALE: 1/8" = 1'-0"

CUSTOMER APPROVAL

APPROVED BY:	DATE:

CLIENT



PROJECT
THE HABIT BURGER #XXXX

LOCATION
I-80 & Sierra College Blvd.
Rocklin CA 95677

SHEET TITLE
WALL SIGN

ACCT. REP.
CHRIS BARTON

DESIGNER
TIM THOMSEN

DATE
03/08/16

SCALE
NOTED

CUSTOMER APPROVAL

UNLESS SPECIFIED, THIS DRAWING IS NOT FOR PRODUCTION. The information shown is for permitting and design intent only. Colors shown are representations of the indicated specifications, and may not be an exact match of the finished product.

© 2016 CNP Signs & Graphics


The original concepts and/or illustrations contained in this document/design are the exclusive property of CNP Signs & Graphics. Disclosure or reproduction of this design, in any manner or medium without authorized and written consent of CNP is expressly forbidden.

DWG#	16-217	PROJECT #	318737
REVISION NO.	2	WO#	

REVISIONS			
1	03/10/16	TT	7
2	03/31/16	TT	8
3			9
4			10
5			11
6			12

KEY NO.

A1



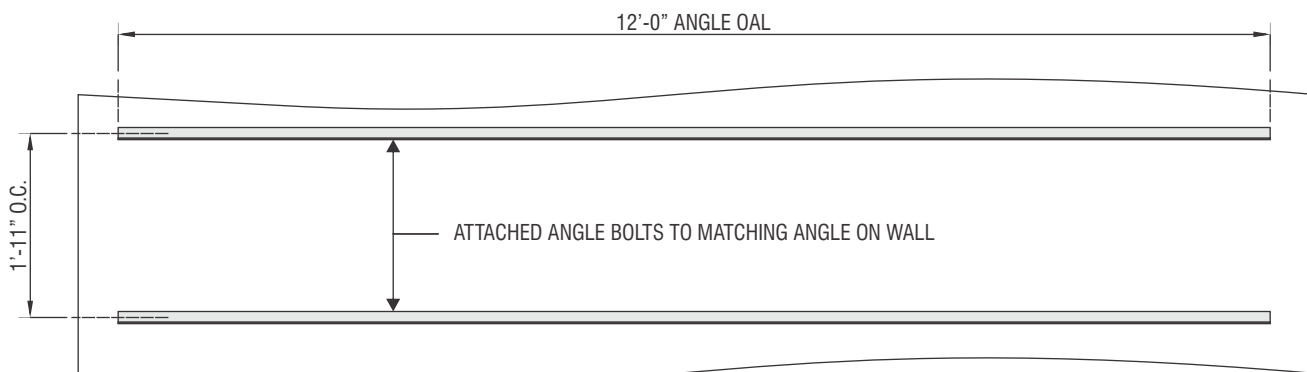
FACE & HALO ILLUMINATED CHANNEL LETTER WALL SIGN - 41.3 SQ. FT.

SCALE: 3/4" = 1'-0"

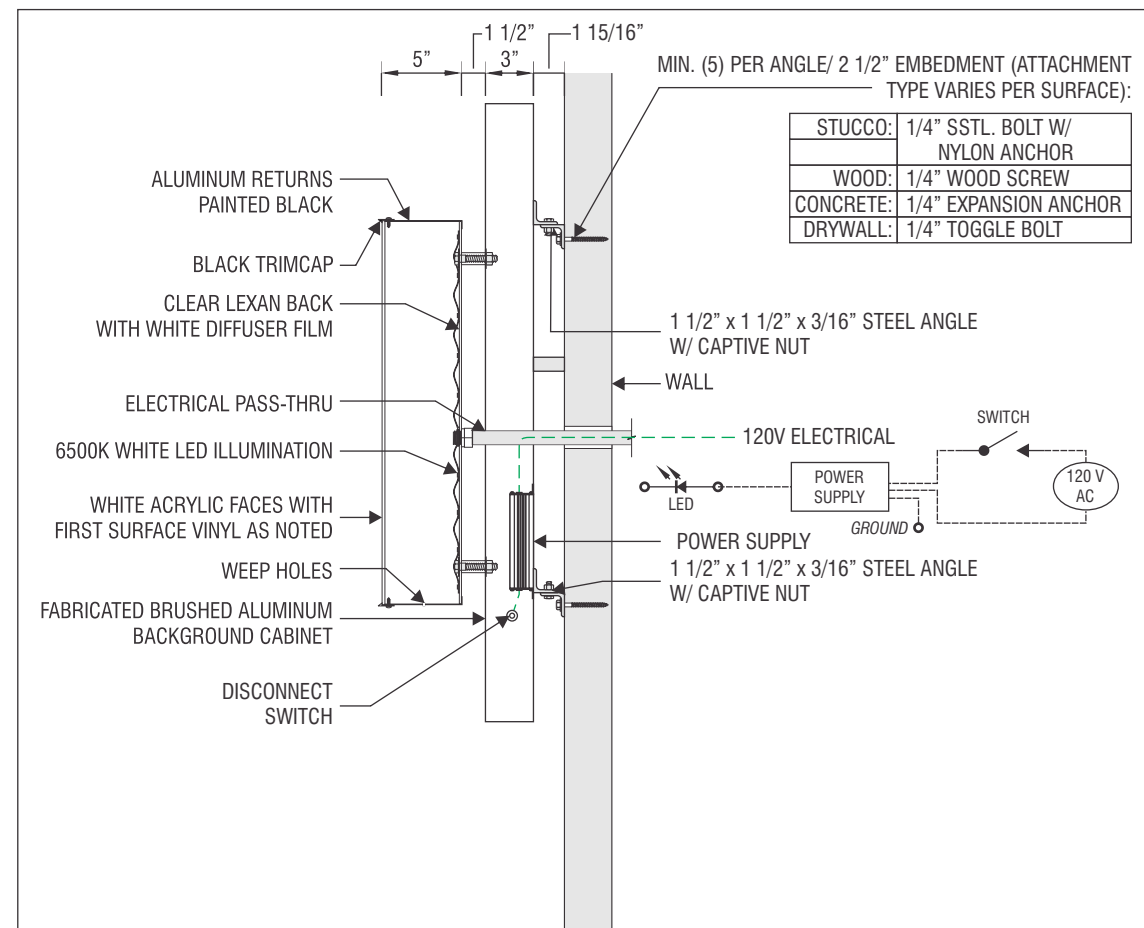
COLOR SPECIFICATIONS	
C1	3M 3630-125 GOLDEN YELLOW (PMS 1235 C) C0 M28 Y89 K0
C2	3M 3630-53 CARDINAL RED (PMS 187 C) C7 M100 Y82 K26
C3	WHITE ACRYLIC
C4	3M 3630-22 BLACK
C5	PAINT TO MATCH MATTHEWS PAINT MP41342 "BRUSHED ALUMINUM"

NOTES: 120V POWER. SIGN TO BE UL LISTED WITH APPROVED DISCONNECT SWITCH. GROUNDING AND BONDING IN ACCORDANCE WITH ARTICLE 600 NEC.

NOTES:
CHANNEL LETTERS TO BE 5" DEEP WITH RETURNS PAINTED BLACK AND WITH BLACK TRIMCAP
BACKS ARE CLEAR LEXAN WITH 2ND SURFACE DIFFUSER FILM
"THE"/"BURGER GRILL" TO HAVE WHITE ACRYLIC FACES WITH FIRST SURFACE BLACK VINYL OUTLINE AS SHOWN.
"HABIT" TO HAVE WHITE ACRYLIC FACES WITH FIRST SURFACE 3M 3630-53 "CARDINAL RED" VINYL
DOT AND RULE LINES TO HAVE WHITE ACRYLIC FACES WITH FIRST SURFACE 3M 3630-125 "GOLDEN YELLOW" AND BLACK VINYL
BACKGROUND CABINET TO BE BRUSHED ALUMINUM, **NON-ILLUMINATED** AND TO HOUSE POWER SUPPLY FOR ALL EXCEPT "DRIVE THRU" CHANNEL LETTERS. DISCONNECT SWITCH LOCATED ON CABINET.
REMOTE POWER SUPPLIES AS NEEDED



BACK VIEW
SCALE: 1/2" = 1'-0"



CLIENT



PROJECT
THE HABIT BURGER #XXXX

LOCATION
I-80 & Sierra College Blvd.
Rocklin CA 95677

SHEET TITLE
WALL SIGN

ACCT. REP.
CHRIS BARTON
DESIGNER
TIM THOMSEN

DATE
03/08/16
SCALE
NOTED

CUSTOMER APPROVAL

UNLESS SPECIFIED, THIS DRAWING IS NOT FOR PRODUCTION. The information shown is for permitting and design intent only. Colors shown are representations of the indicated specifications, and may not be an exact match of the finished product.

© 2016 CNP Signs & Graphics

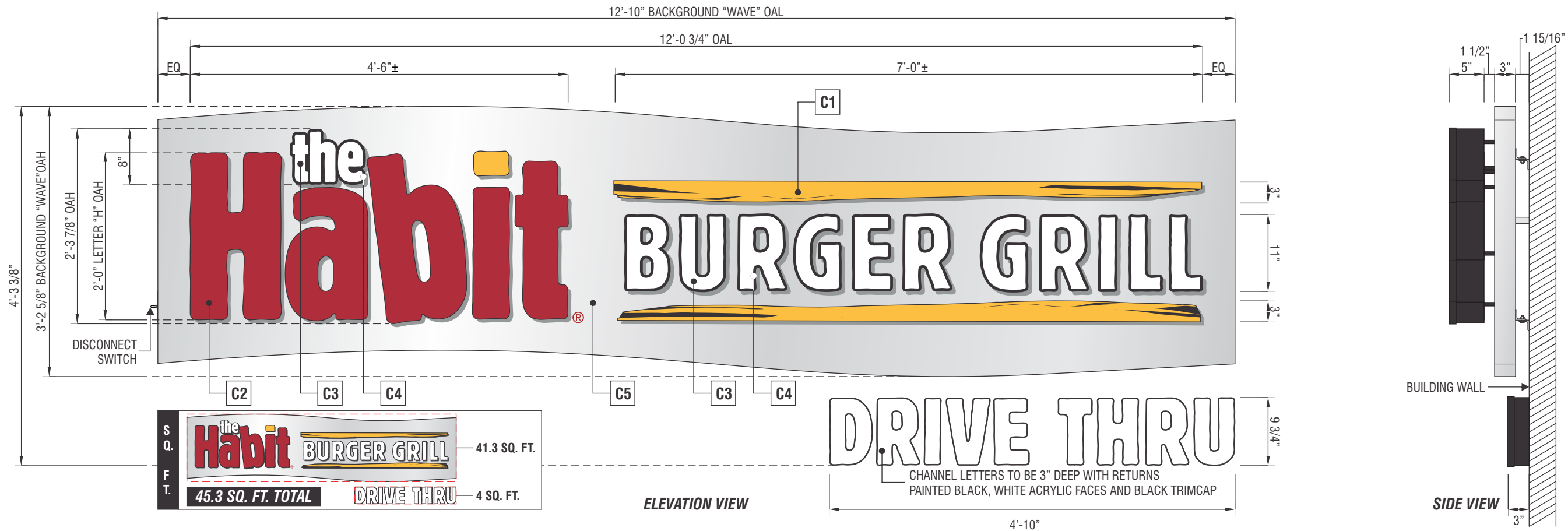
The original concepts and/or illustrations contained in this document/design are the exclusive property of CNP Signs & Graphics. Disclosure or reproduction of this design, in any manner or medium without authorized and written consent of CNP is expressly forbidden.

DWG#	16-217	PROJECT #	318737
REVISION NO.	2	WO#	

REVISIONS			
NO.	DATE	BY	REASON
1	03/10/16	TT	7
2	03/31/16	TT	8
3			9
4			10
5			11
6			12

KEY NO.

A2



FACE & HALO ILLUMINATED CHANNEL LETTER WALL SIGN - 45.3 SQ. FT.

SCALE: 3/4" = 1'-0"

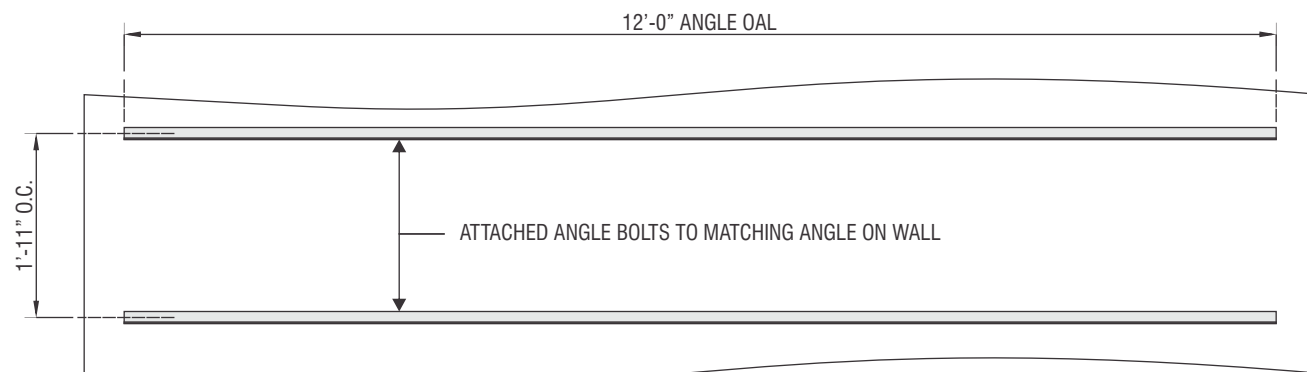
COLOR SPECIFICATIONS

- C1** 3M 3630-125 GOLDEN YELLOW (PMS 1235 C) C0 M28 Y89 K0
- C2** 3M 3630-53 CARDINAL RED (PMS 187 C) C7 M100 Y82 K26
- C3** WHITE ACRYLIC
- C4** 3M 3630-22 BLACK
- C5** PAINT TO MATCH MATTHEWS PAINT MP41342 "BRUSHED ALUMINUM"

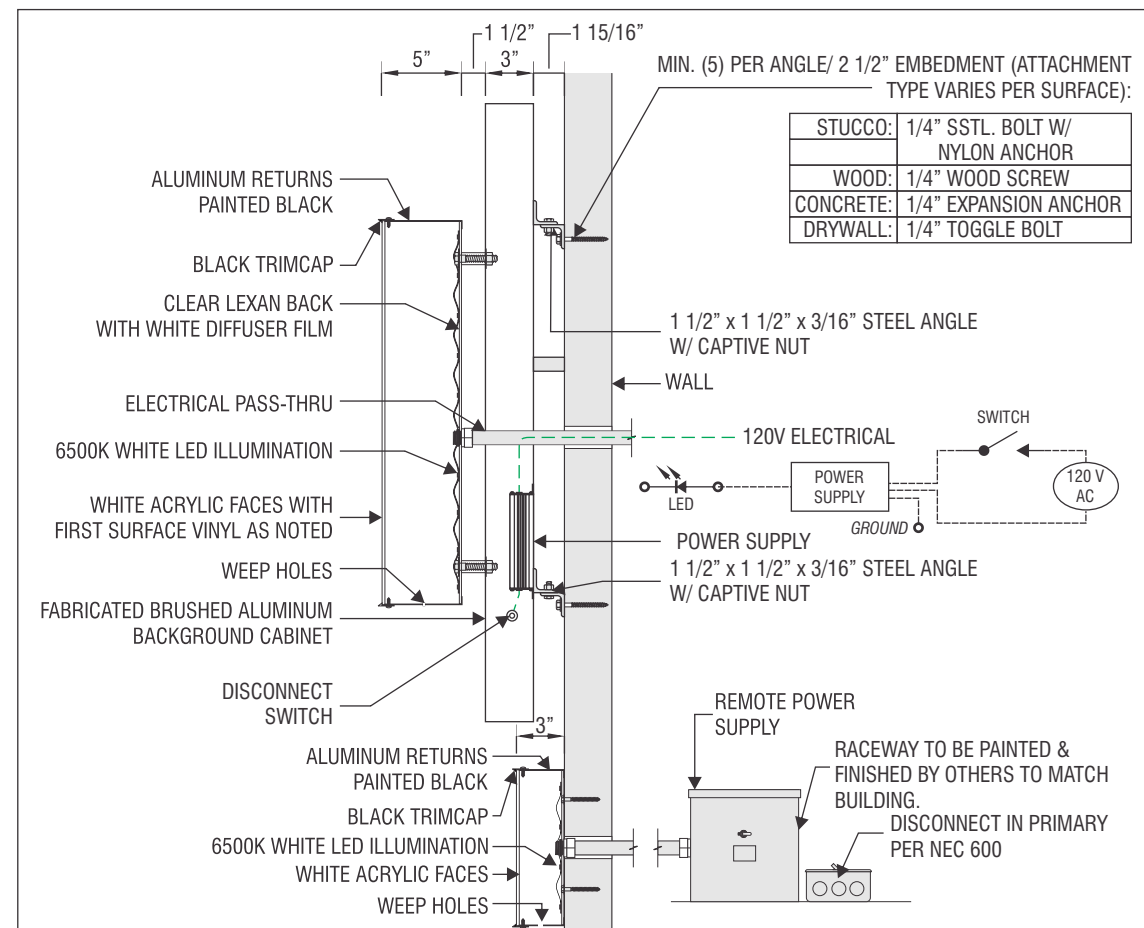
NOTES: 120V POWER. SIGN TO BE UL LISTED WITH APPROVED DISCONNECT SWITCH. GROUNDING AND BONDING IN ACCORDANCE WITH ARTICLE 600 NEC.

NOTES:

- CHANNEL LETTERS TO BE 5" DEEP WITH RETURNS PAINTED BLACK AND WITH BLACK TRIMCAP
- BACKS ARE CLEAR LEXAN WITH 2ND SURFACE DIFFUSER FILM
- "THE"/"BURGER GRILL" TO HAVE WHITE ACRYLIC FACES WITH FIRST SURFACE BLACK VINYL OUTLINE AS SHOWN.
- "HABIT" TO HAVE WHITE ACRYLIC FACES WITH FIRST SURFACE 3M 3630-53 "CARDINAL RED" VINYL
- DOT AND RULE LINES TO HAVE WHITE ACRYLIC FACES WITH FIRST SURFACE 3M 3630-125 "GOLDEN YELLOW" AND BLACK VINYL
- BACKGROUND CABINET TO BE BRUSHED ALUMINUM, **NON-ILLUMINATED** AND TO HOUSE POWER SUPPLY FOR ALL EXCEPT "DRIVE THRU" CHANNEL LETTERS. DISCONNECT SWITCH LOCATED ON CABINET.
- "DRIVE THRU" - CHANNEL LETTERS TO BE 3" DEEP WITH RETURNS PAINTED BLACK, WHITE ACRYLIC FACES AND BLACK TRIMCAP. CHANNEL LETTERS ARE FLUSH MOUNTED TO WALL AND ARE INTERNALLY ILLUMINATED.
- REMOTE POWER SUPPLIES AS NEEDED



BACK VIEW
SCALE: 1/2" = 1'-0"



CLIENT



PROJECT
THE HABIT BURGER #XXXX

LOCATION
I-80 & Sierra College Blvd.
Rocklin CA 95677

SHEET TITLE
PREVIEW MENU

ACCT. REP.
CHRIS BARTON
DESIGNER
TIM THOMSEN

DATE
03/08/16
SCALE
NOTED

CUSTOMER APPROVAL

UNLESS SPECIFIED, THIS DRAWING IS NOT FOR PRODUCTION. The information shown is for permitting and design intent only. Colors shown are representations of the indicated specifications, and may not be an exact match of the finished product.

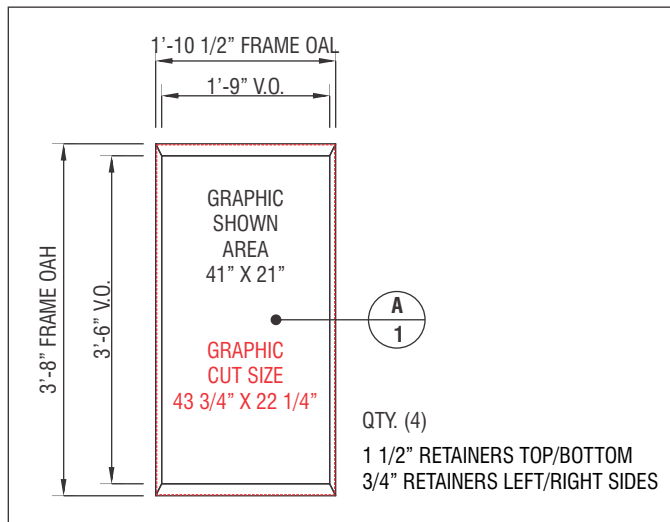
©2016 CNP Signs & Graphics
The original concepts and/or illustrations contained in this document/design are the exclusive property of CNP Signs & Graphics. Disclosure or reproduction of this design, in any manner or medium without authorized and written consent of CNP is expressly forbidden.

DWG# 16-217	PROJECT # 318737
REVISION NO. 2	WO#

REVISIONS					
1	03/10/16	TT	7		
2	03/31/16	TT	8		
3			9		
4			10		
5			11		
6			12		

KEY NO.

B1



COLOR SPECIFICATIONS

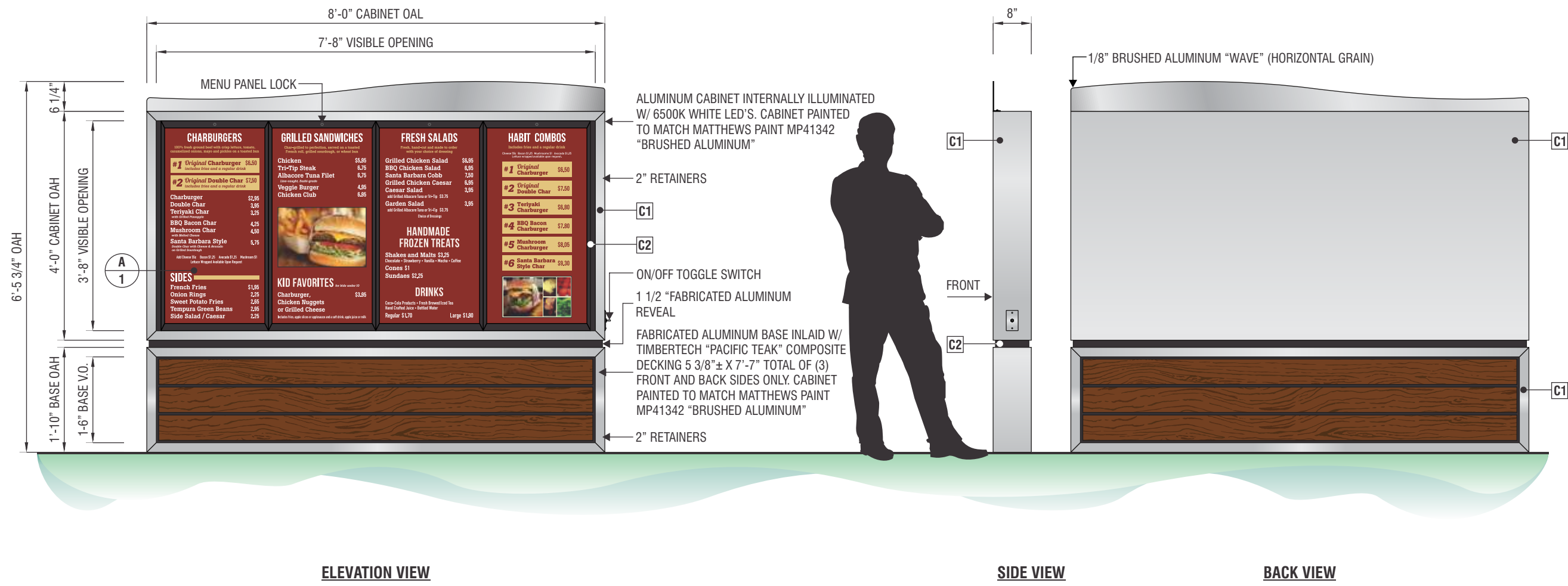
APPROVED PAINT COLORS

C1	PAINT TO MATCH MATTHEWS MP41342 "BRUSHED ALUMINUM"
C2	PAINT TO MATCH MATTHEWS SV923SP "BLACK" W/ A SATIN FINISH

NOTES: 120V POWER. SIGN TO BE UL LISTED WITH APPROVED DISCONNECT SWITCH. GROUNDING AND BONDING IN ACCORDANCE WITH ARTICLE 600 NEC.

MENU FRAMES - DETAILS

SCALE: 1" = 1'-0"



ELEVATION VIEW

SIDE VIEW

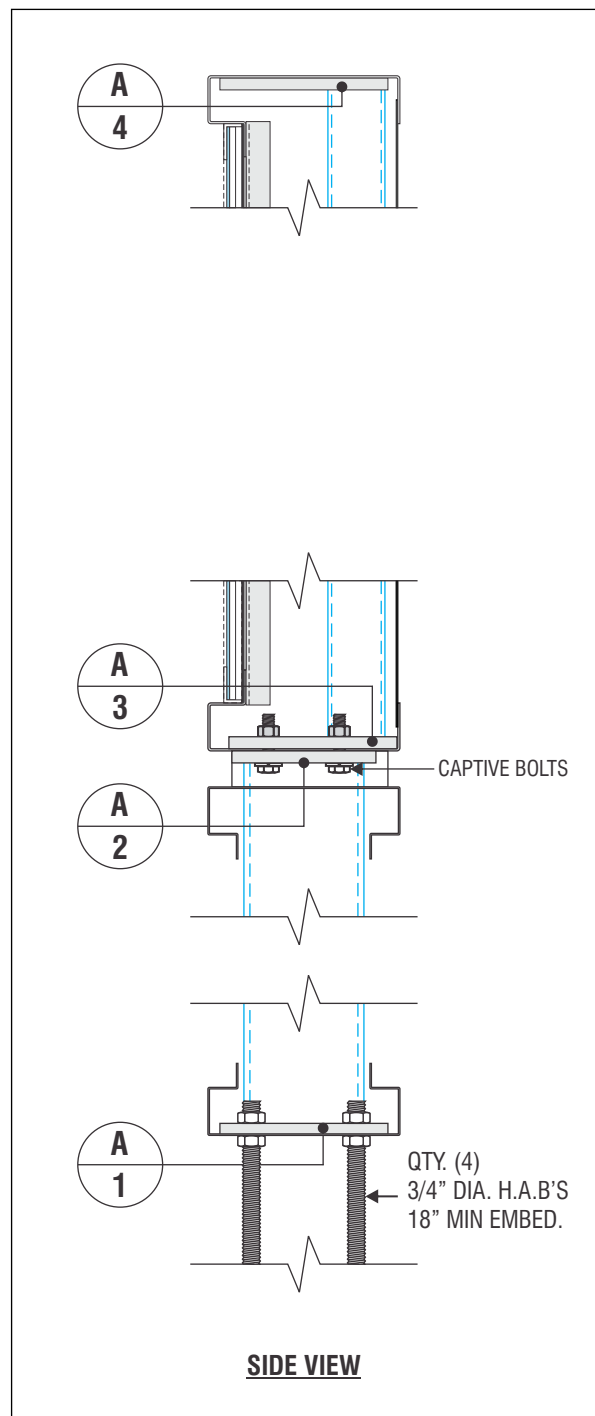
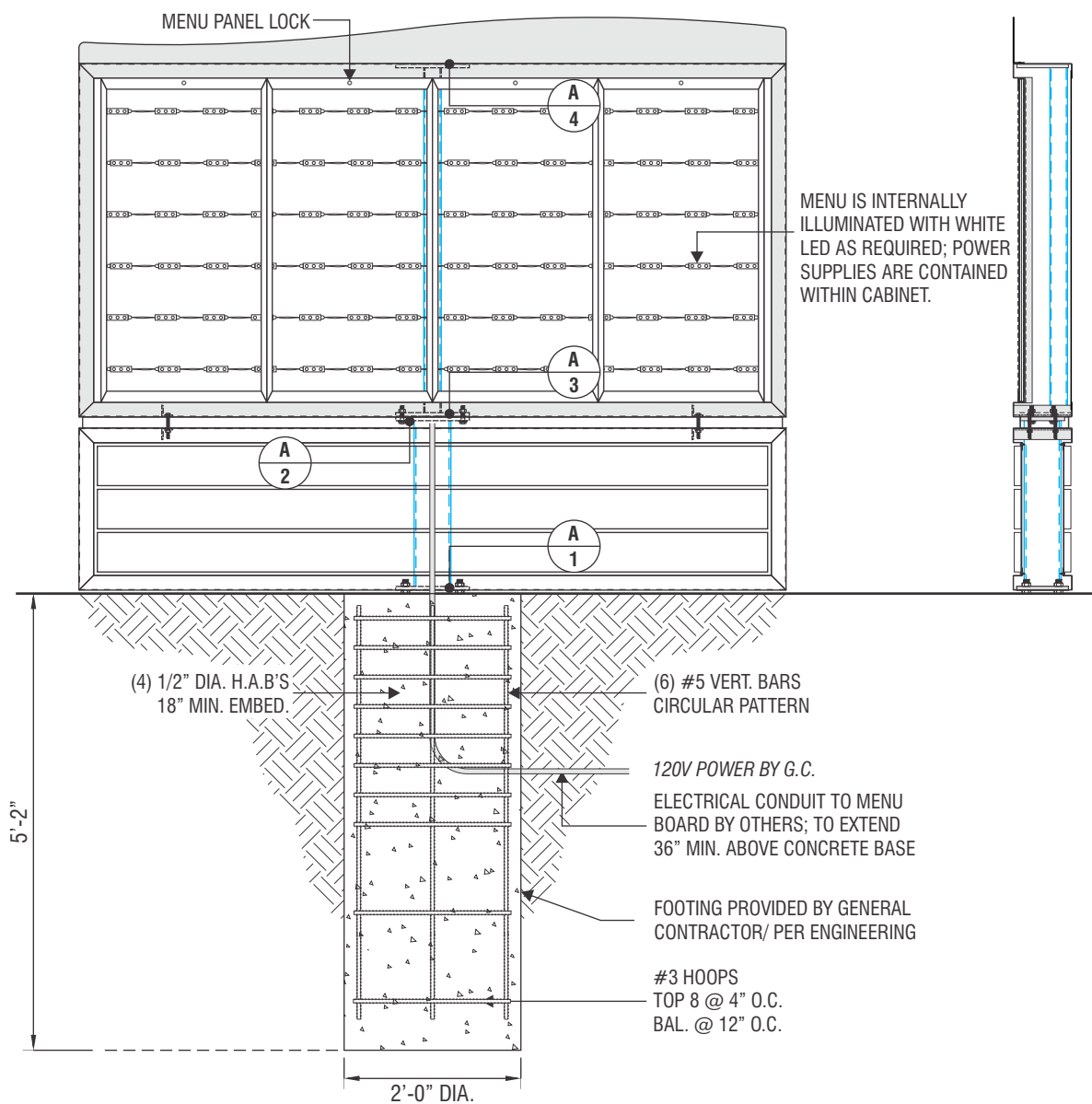
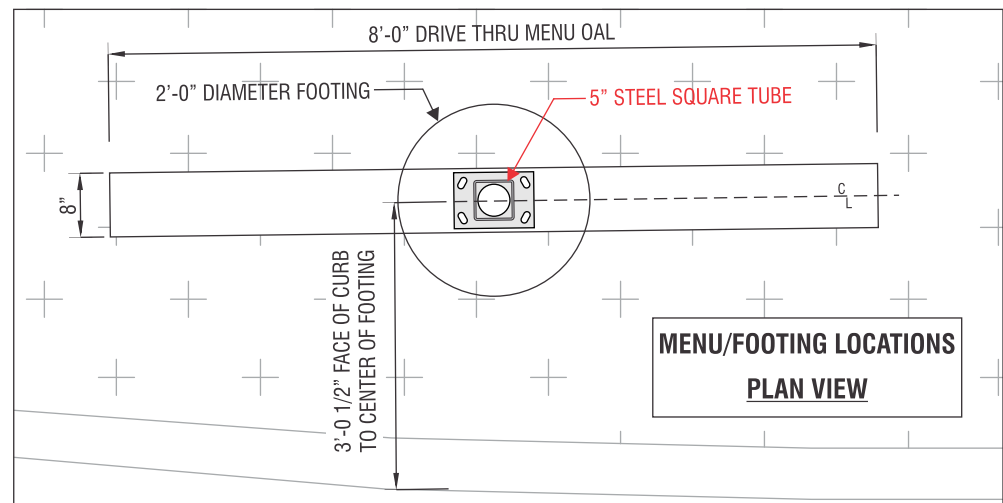
BACK VIEW

S/F DRIVE-THRU MENU / PREVIEW MENU

SCALE: 1/2" = 1'-0"

CUSTOMER APPROVAL

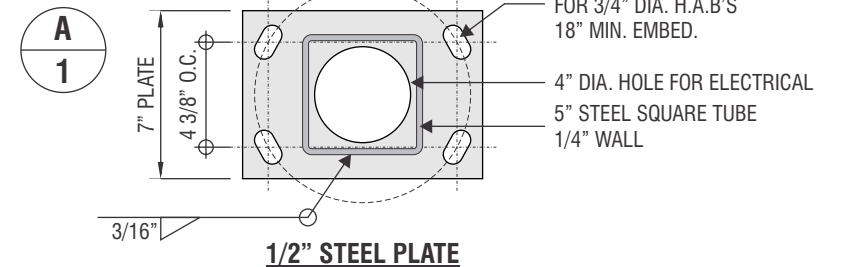
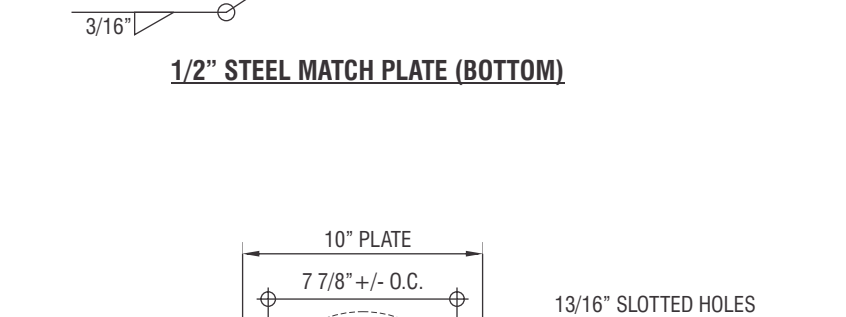
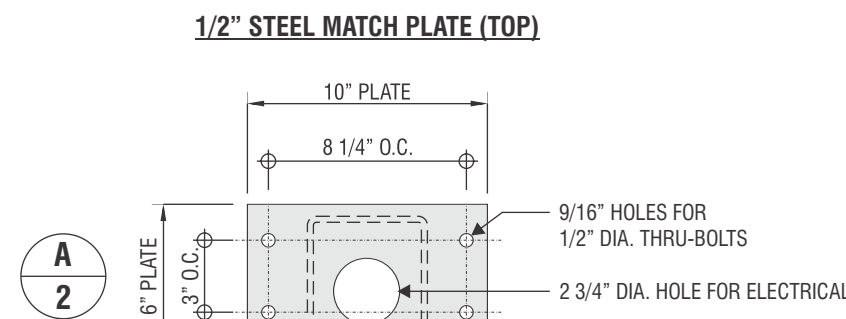
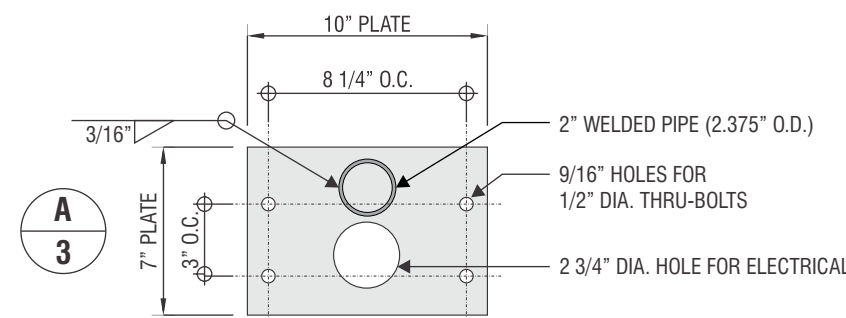
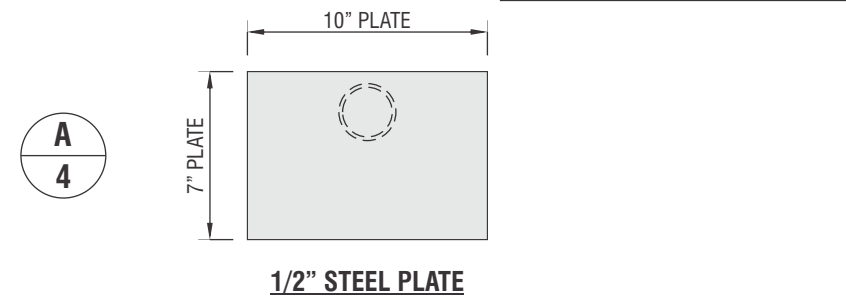
APPROVED BY:	DATE:
--------------	-------



MENU PLATE - DETAILS

SCALE: 1 1/2" = 1'-0"

NOTES: 120V POWER. SIGN TO BE UL LISTED WITH APPROVED DISCONNECT SWITCH. GROUNDING AND BONDING IN ACCORDANCE WITH ARTICLE 600 NEC.



4530 Mission Gorge Place
San Diego, CA 92120
Tel: 619.283.2191
Fax: 619.283.9503
Web: www.cnpsigns.com

CLIENT



PROJECT
THE HABIT BURGER #XXXX

LOCATION
I-80 & Sierra College Blvd.
Rocklin CA 95677

SHEET TITLE
PREVIEW MENU

ACCT. REP.
CHRIS BARTON
DESIGNER
TIM THOMSEN

DATE
03/08/16
SCALE
NOTED

CUSTOMER APPROVAL

UNLESS SPECIFIED, THIS DRAWING IS NOT FOR PRODUCTION. The information shown is for permitting and design intent only. Colors shown are representations of the indicated specifications, and may not be an exact match of the finished product.

© 2016 CNP Signs & Graphics

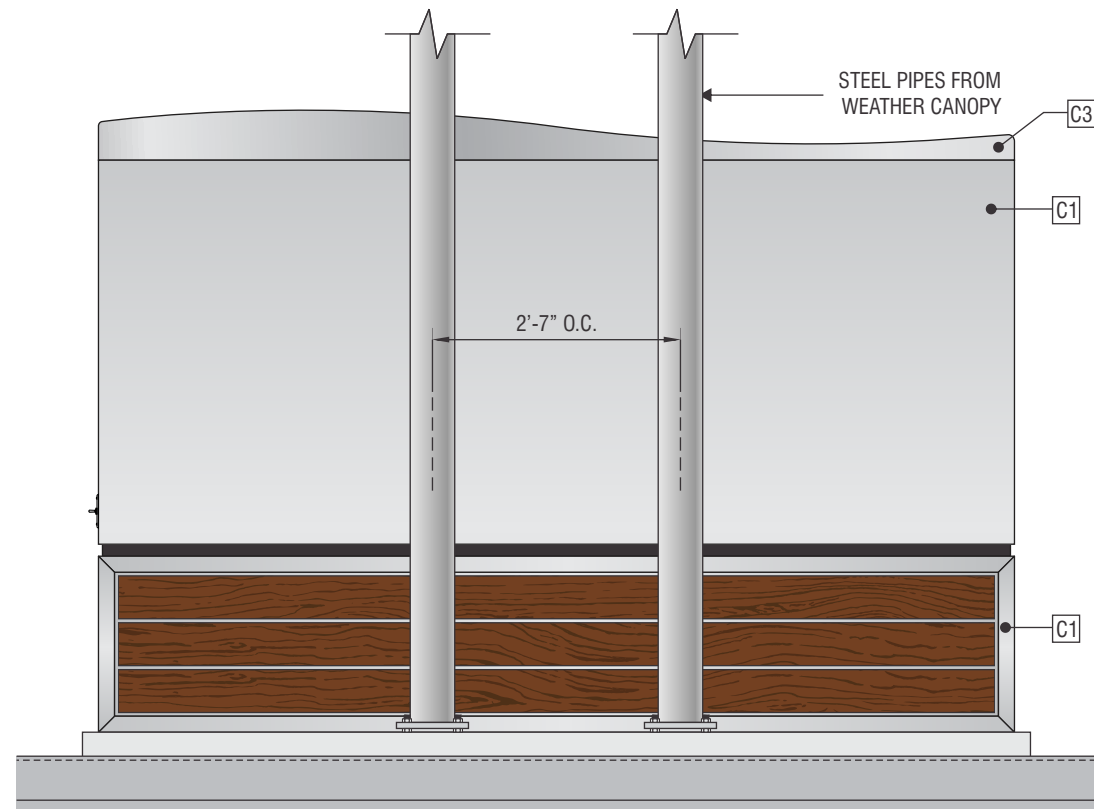
The original concepts and/or illustrations contained in this document/design are the exclusive property of CNP Signs & Graphics. Disclosure or reproduction of this design, in any manner or medium without authorized and written consent of CNP is expressly forbidden.

DWG#	16-217	PROJECT #	318737
REVISION NO.	2	WO#	

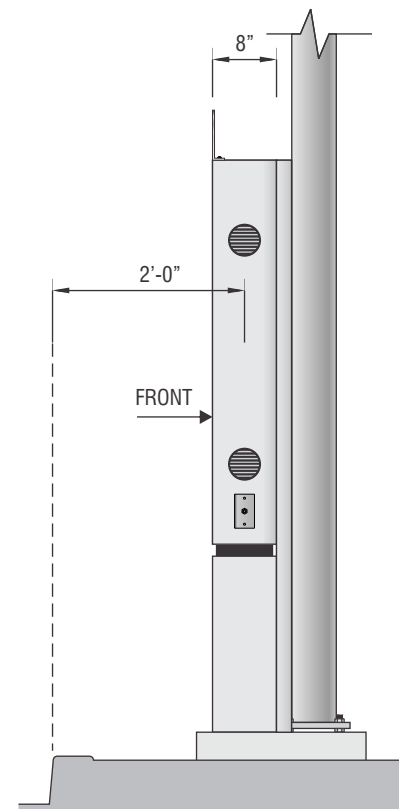
REVISIONS			
NO.	DATE	BY	APP.
1	03/10/16	TT	7
2	03/31/16	TT	8
3			9
4			10
5			11
6			12

KEY NO.

B1




BACK VIEW



SIDE VIEW

NOTES: 120V POWER. SIGN TO BE UL LISTED WITH APPROVED DISCONNECT SWITCH. GROUNDING AND BONDING IN ACCORDANCE WITH ARTICLE 600 NEC.

COLOR SPECIFICATIONS	
APPROVED PAINT COLORS	
C1	PAINT TO MATCH MATTHEWS MP41342 "BRUSHED ALUMINUM"
C2	PAINT TO MATCH MATTHEWS SV923SP "BLACK" W/ A SATIN FINISH
C3	BRUSHED ALUMINUM W/ HORIZONTAL GRAIN & SATIN FINISH



ELEVATION VIEW

SCALE: 3/16" = 1'-0"

CNP
SIGNS & GRAPHICS
4530 Mission Gorge Place
San Diego, CA 92120
Tel: 619.283.2191
Fax: 619.283.9503
Web: www.cnp signs.com

CLIENT



PROJECT
THE HABIT BURGER #XXXX

LOCATION
I-80 & Sierra College Blvd.
Rocklin CA 95677

SHEET TITLE
SPEAKER MENU CANOPY

ACCT. REP.
CHRIS BARTON
DESIGNER
TIM THOMSEN

DATE
03/08/16
SCALE
NOTED

CUSTOMER APPROVAL

UNLESS SPECIFIED, THIS DRAWING IS NOT FOR PRODUCTION. The information shown is for permitting and design intent only. Colors shown are representations of the indicated specifications, and may not be an exact match of the finished product.

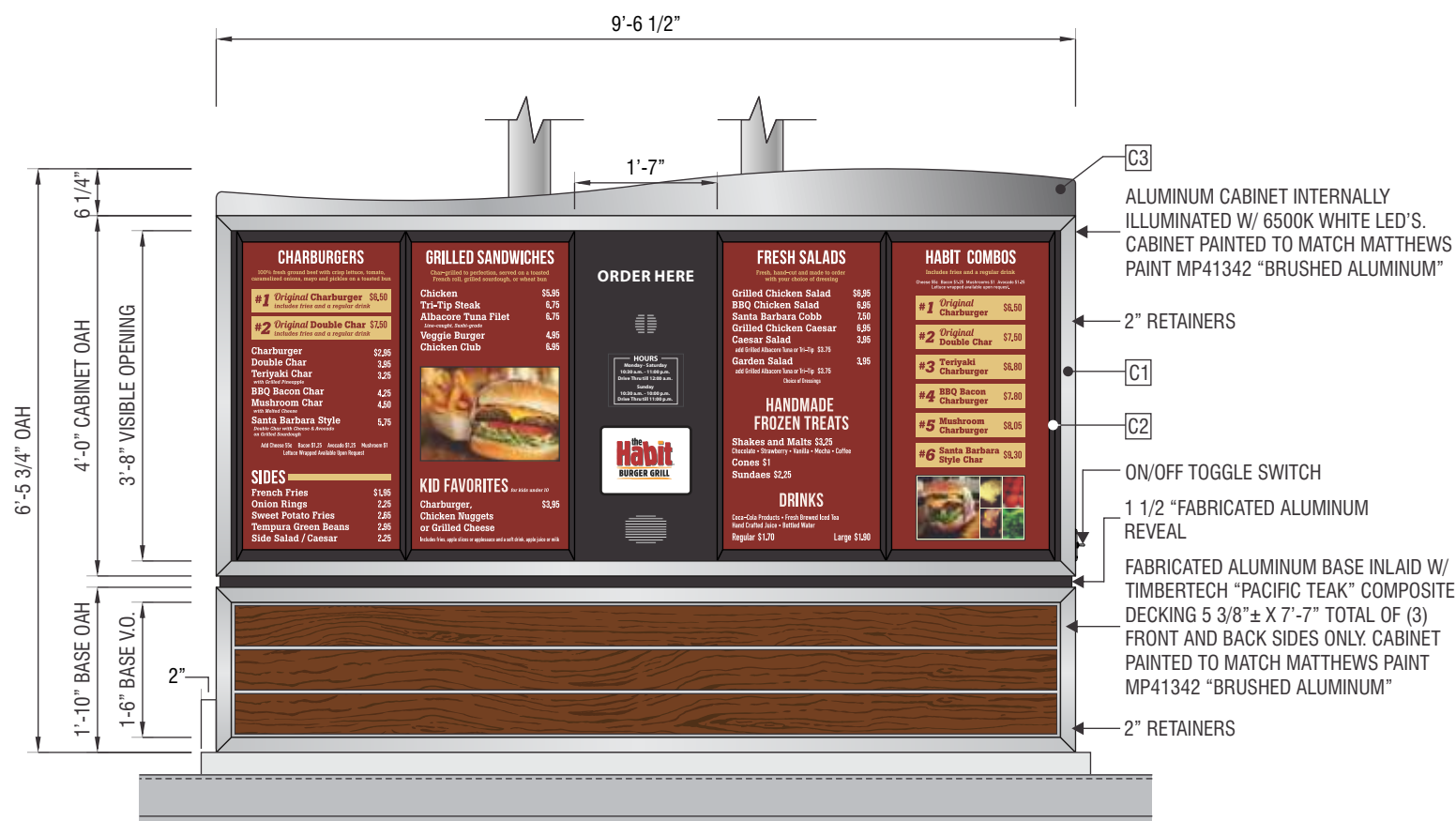
©2016 CNP Signs & Graphics
The original concepts and/or illustrations contained in this document/design are the exclusive property of CNP Signs & Graphics. Disclosure or reproduction of this design, in any manner or medium without authorized and written consent of CNP is expressly forbidden.

DWG#	16-217	PROJECT #	318737
REVISION NO.	2	WO#	

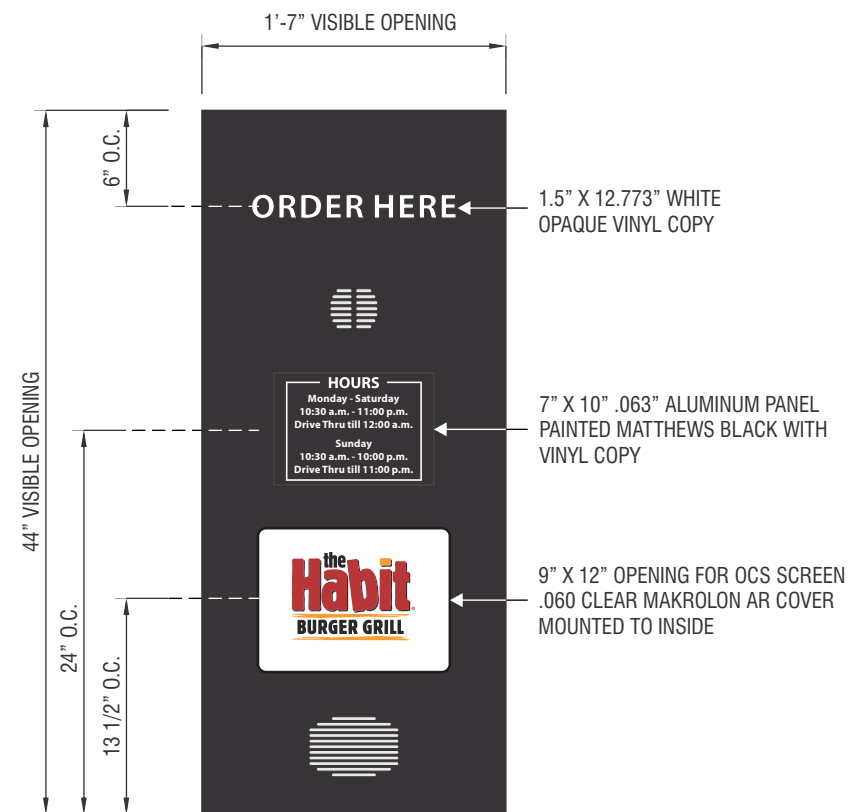
REVISIONS			
1	03/10/16	TT	7
2	03/31/16	TT	8
3			9
4			10
5			11
6			12

KEY NO.

B2



ELEVATION VIEW



ORDER CONFIRMATION PANEL

SCALE: 1" = 1'-0"

CUSTOMER APPROVAL	
APPROVED BY:	DATE:

S/F DRIVE-THRU MENU W/ "OCS"

SCALE: 1/2" = 1'-0"

CLIENT



PROJECT
THE HABIT BURGER #XXXX

LOCATION
I-80 & Sierra College Blvd.
Rocklin CA 95677

SHEET TITLE
SPEAKER MENU CANOPY

ACCT. REP.
CHRIS BARTON

DESIGNER
TIM THOMSEN

DATE 03/08/16 SCALE NOTED

CUSTOMER APPROVAL

UNLESS SPECIFIED, THIS DRAWING IS NOT FOR PRODUCTION. The information shown is for permitting and design intent only. Colors shown are representations of the indicated specifications, and may not be an exact match of the finished product.

© 2016 CNP Signs & Graphics

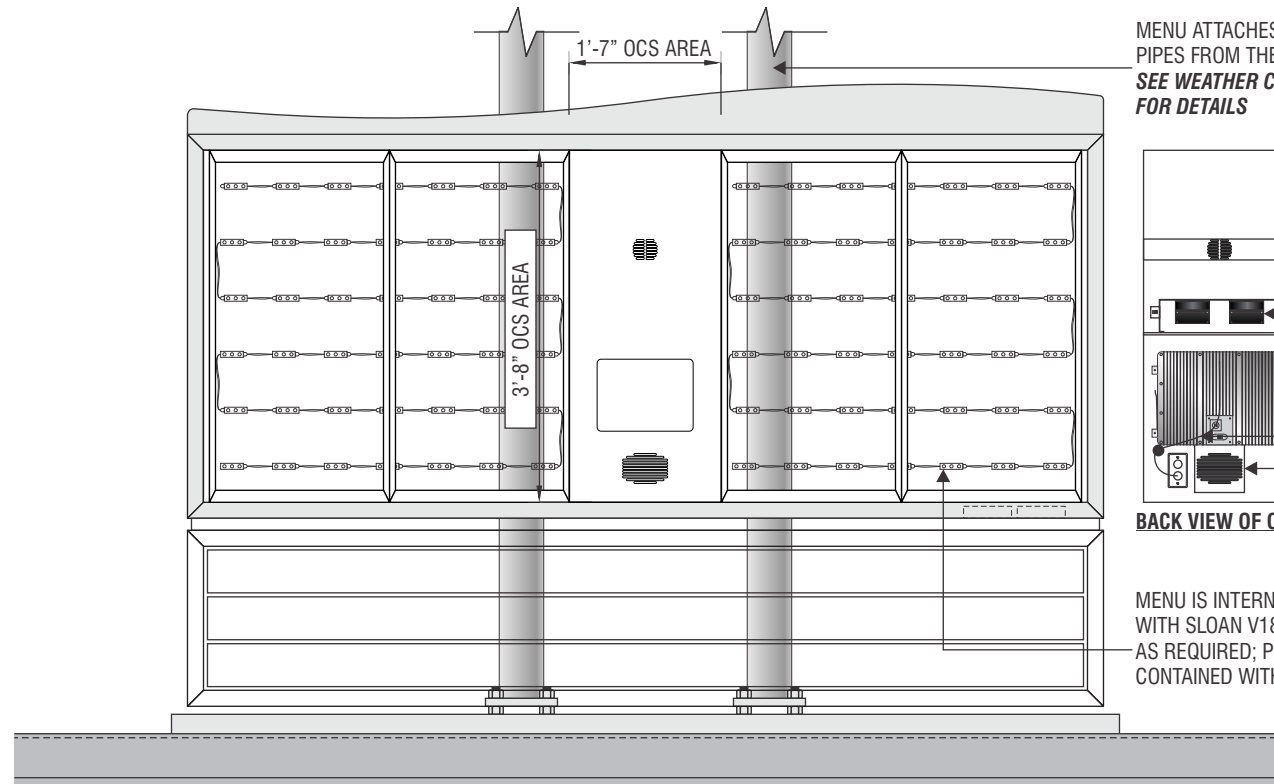
The original concepts and/or illustrations contained in this document/design are the exclusive property of CNP Signs & Graphics. Disclosure or reproduction of this design, in any manner or medium without authorized and written consent of CNP is expressly forbidden.

DWG#	16-217	PROJECT #	318737
REVISION NO.	2	WO#	

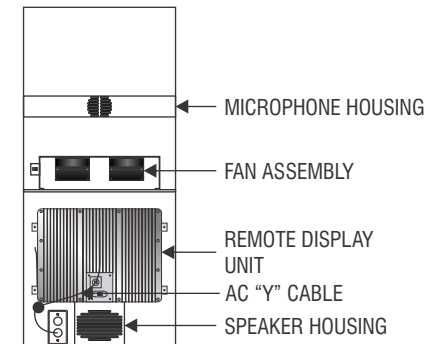
REVISIONS					
1	03/10/16	TT	7		
2	03/31/16	TT	8		
3			9		
4			10		
5			11		
6			12		

KEY NO.

B2

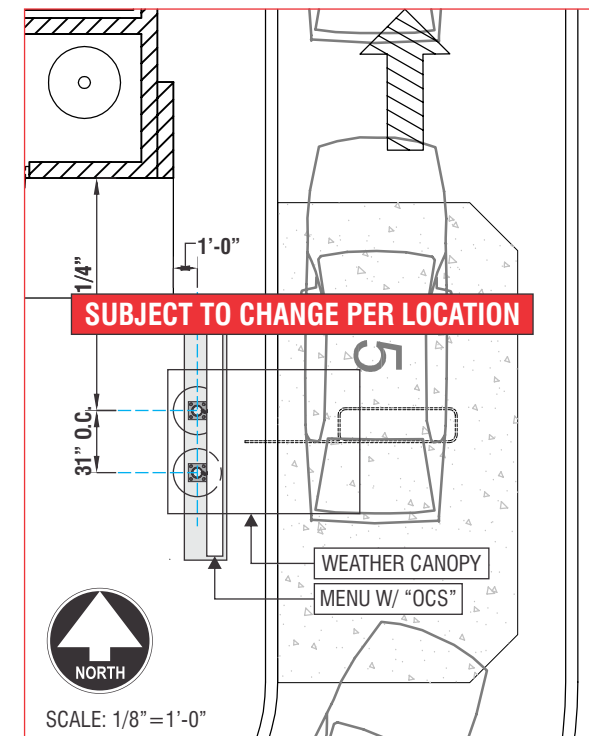
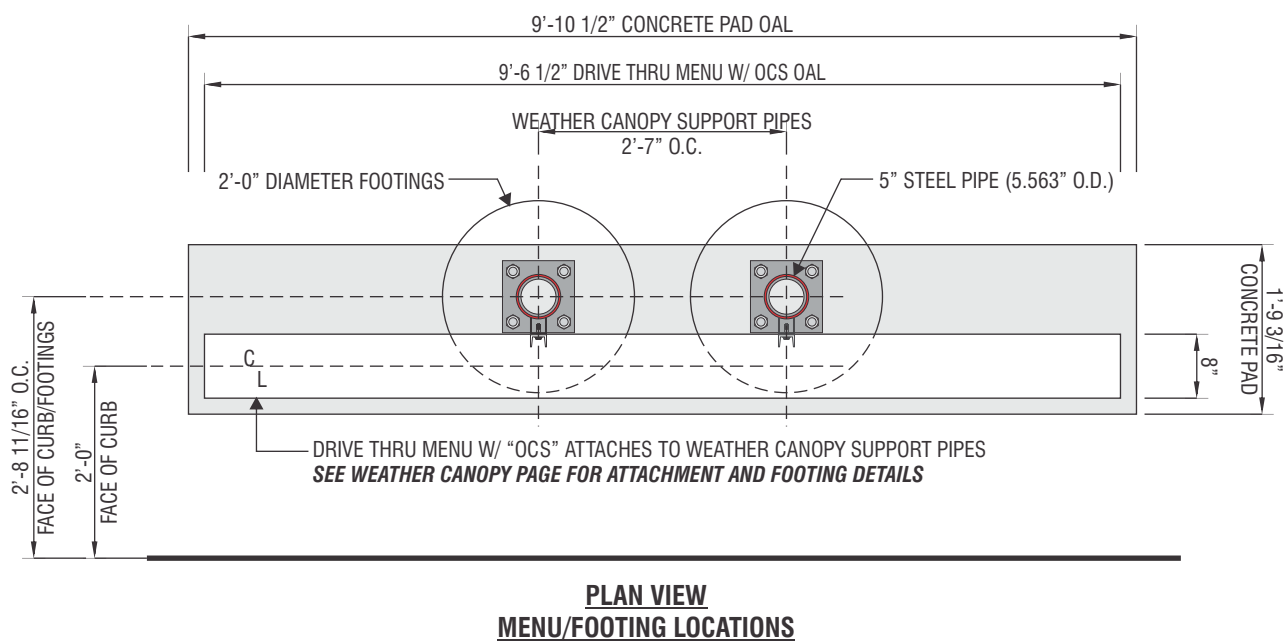
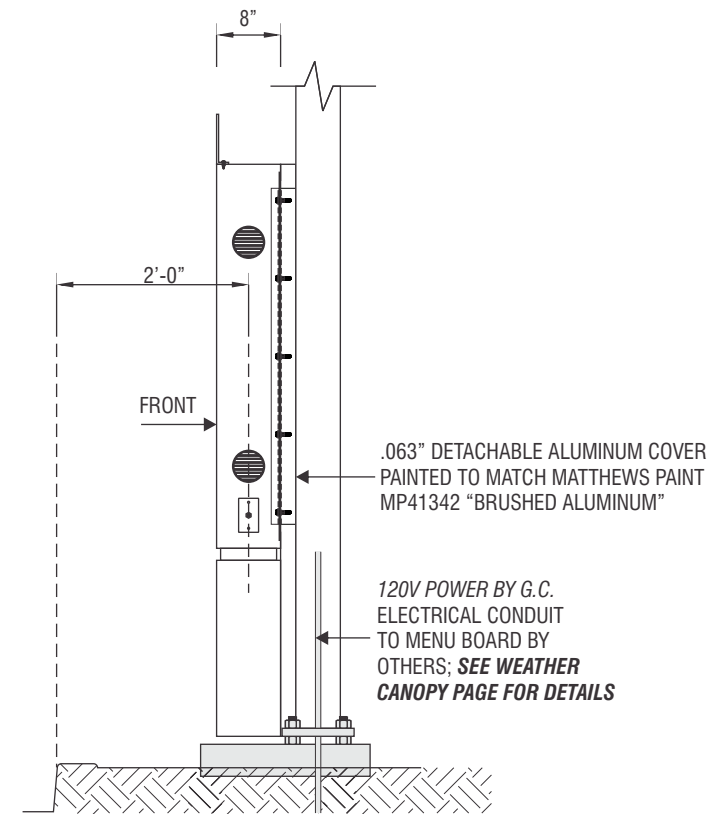


MENU ATTACHES TO STEEL SUPPORT PIPES FROM THE WEATHER CANOPY.
SEE WEATHER CANOPY PAGE FOR DETAILS



BACK VIEW OF OCS

MENU IS INTERNALLY ILLUMINATED WITH SLOAN V180 LARGE WHITE 5000K LEDS AS REQUIRED; POWER SUPPLIES ARE CONTAINED WITHIN CABINET.

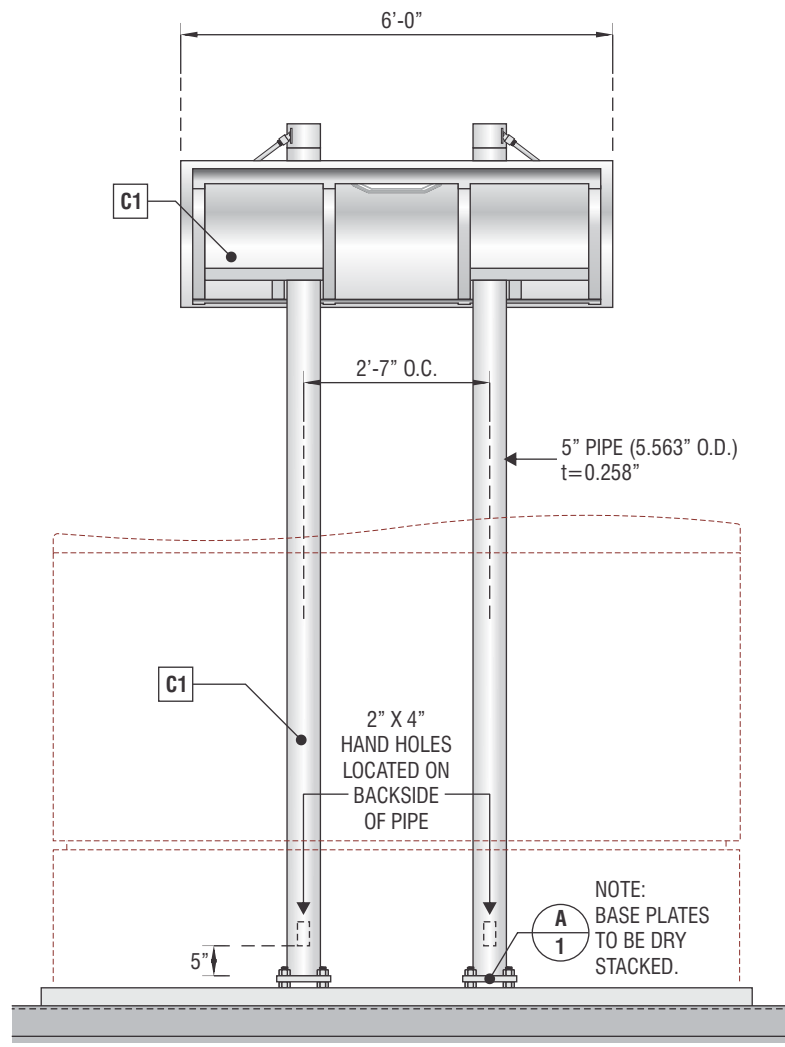


S/F DRIVE-THRU MENU W/ "OCS" - DETAILS

SCALE: 1/2" = 1'-0"

CUSTOMER APPROVAL

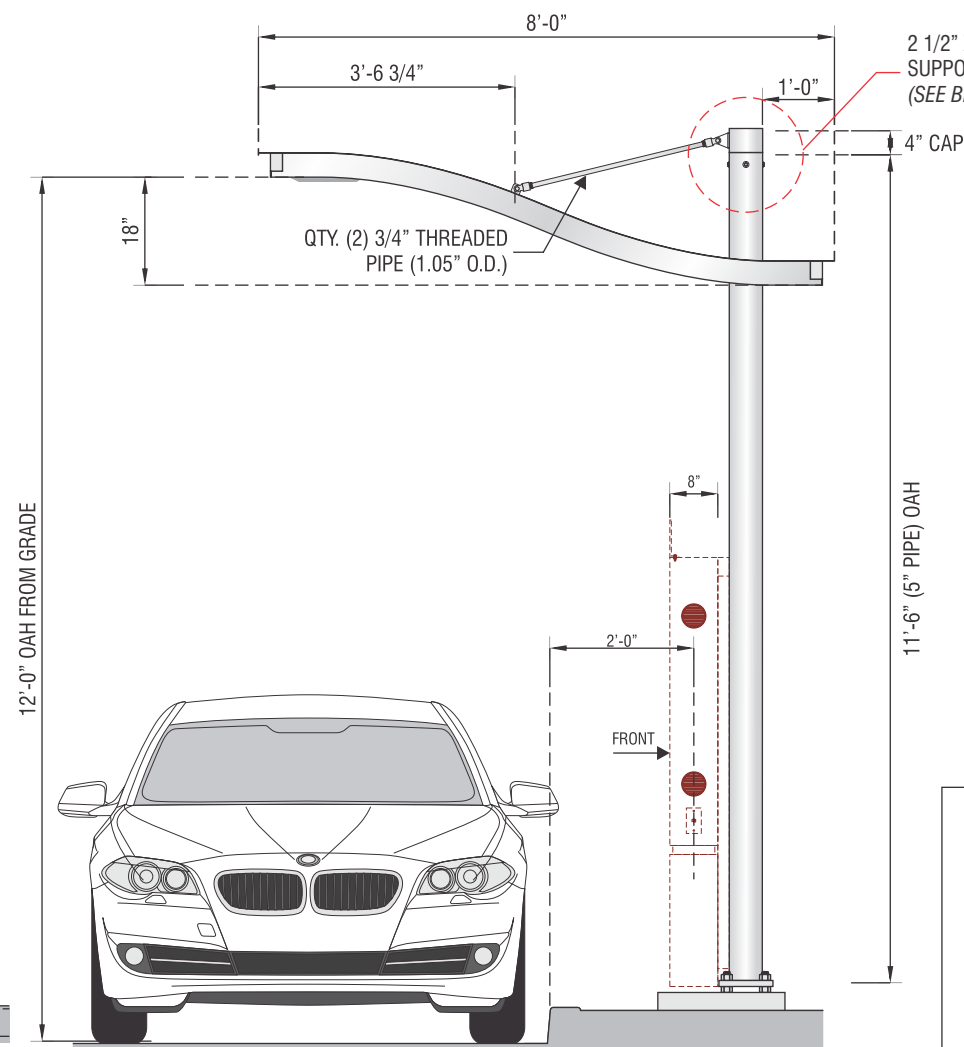
APPROVED BY: _____ DATE: _____



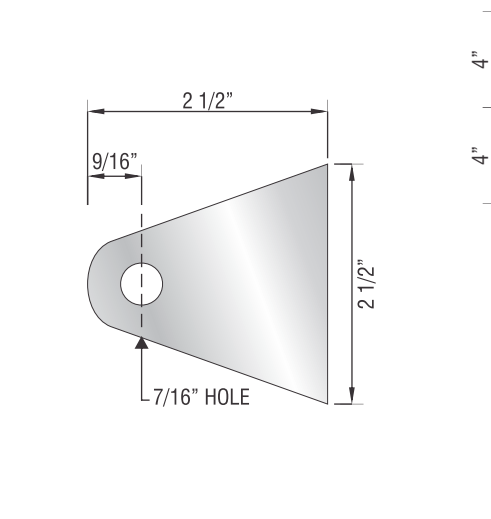
ELEVATION VIEW

MENU WEATHER CANOPY

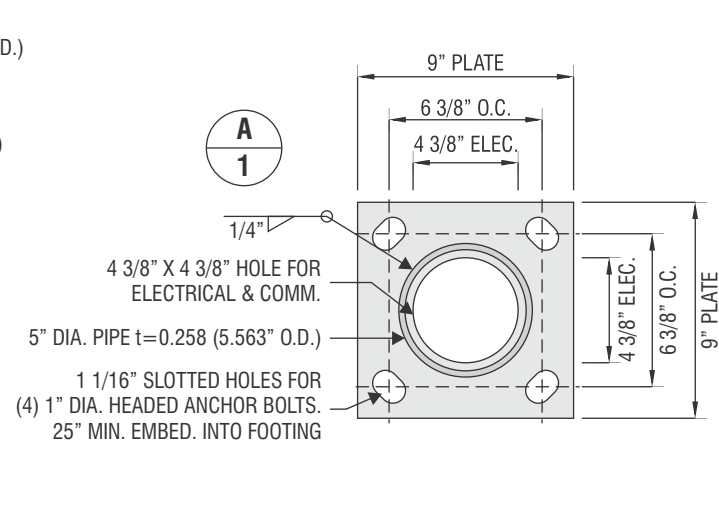
SCALE: 3/8" = 1'-0"



SIDE VIEW



QTY. (2) - 1/4" X 2 1/2" X 2 1/2" STEEL CLIPS
SCALE: HALF SIZE



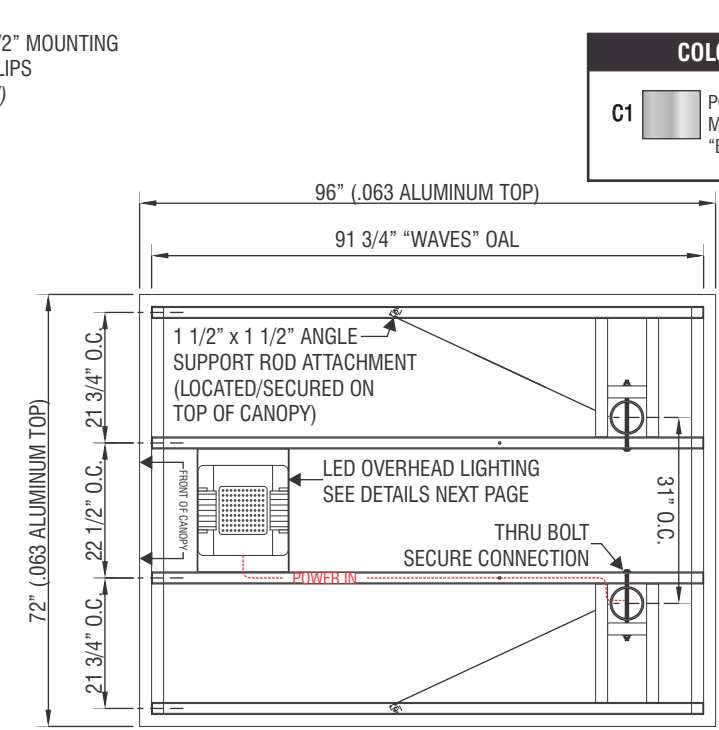
QTY. (2) - 1" X 9" X 9" STEEL PLATE

TOP OF PIPE CONNECTION

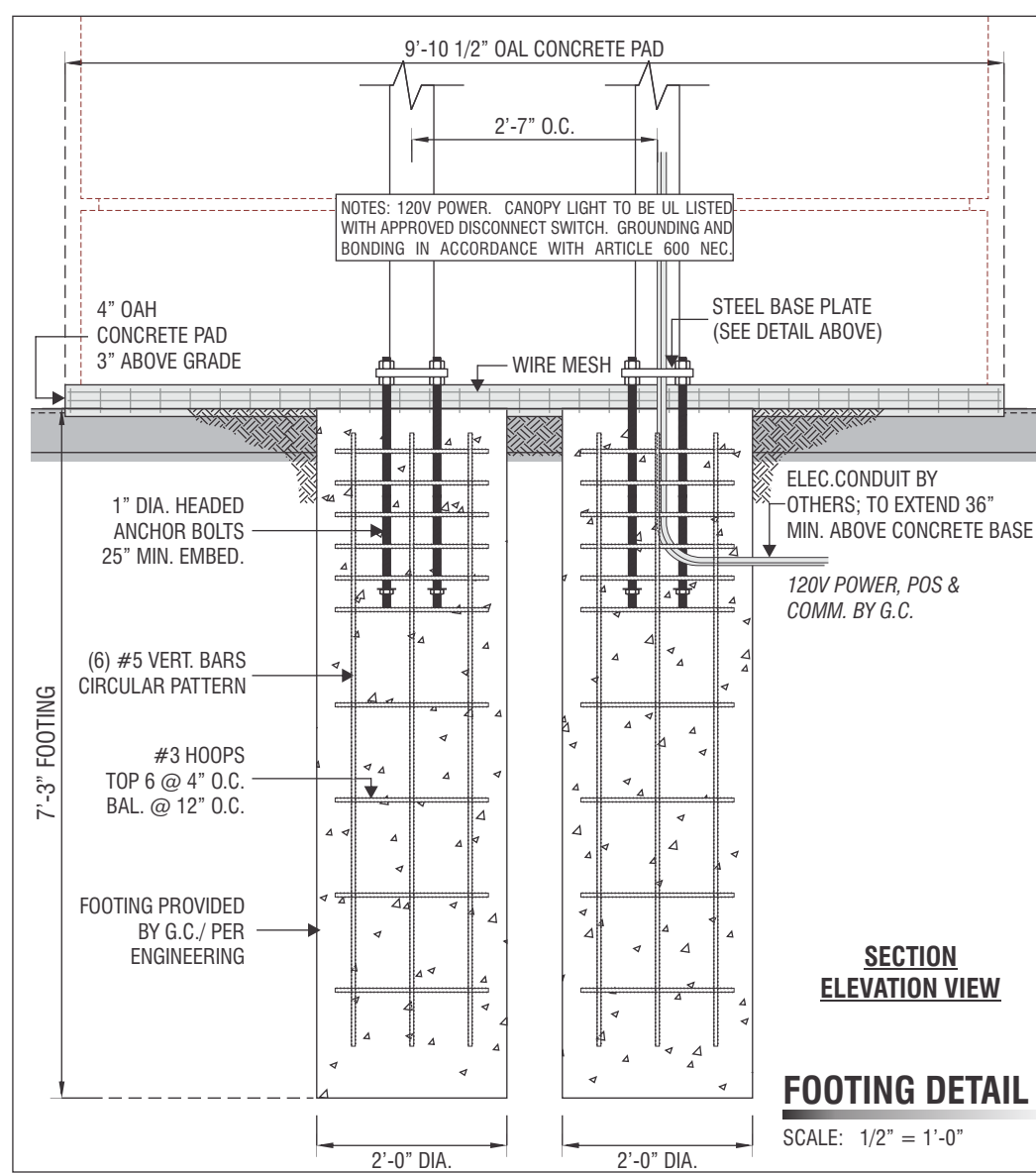
SCALE: 1 1/2" = 1'-0"

BASE PLATE DETAIL

SCALE: 1 1/2" = 1'-0"



BOTTOM VIEW OF CANOPY



SECTION ELEVATION VIEW

FOOTING DETAIL

SCALE: 1/2" = 1'-0"

COLOR SPECIFICATIONS

C1 POWDER-COAT PAINT TO MATCH MATTHEWS PAINT MP41342 "BRUSHED ALUMINUM"

CNP
SIGNS & GRAPHICS
4530 Mission Gorge Place
San Diego, CA 92120
Tel: 619.283.2191
Fax: 619.283.9503
Web: www.cnpsigns.com

CLIENT
the Habit
BURGER GRILL

PROJECT
THE HABIT BURGER #XXXX

LOCATION
I-80 & Sierra College Blvd.
Rocklin CA 95677

SHEET TITLE
MENU WEATHER CANOPY

ACCT. REP.
CHRIS BARTON
DESIGNER
TIM THOMSEN

DATE
03/08/16 SCALE
NOTED

CUSTOMER APPROVAL

UNLESS SPECIFIED, THIS DRAWING IS NOT FOR PRODUCTION. The information shown is for permitting and design intent only. Colors shown are representations of the indicated specifications, and may not be an exact match of the finished product.

© 2016 CNP Signs & Graphics
The original concepts and/or illustrations contained in this document/design are the exclusive property of CNP Signs & Graphics. Disclosure or reproduction of this design, in any manner or medium without authorized and written consent of CNP is expressly forbidden.

DWG#	16-217	PROJECT #	318737
REVISION NO.	2	WO#	

REVISIONS

1	03/10/16	TT	7		
2	03/31/16	TT	8		
3			9		
4			10		
5			11		
6			12		

KEY NO.
B2

CLIENT



PROJECT
THE HABIT BURGER #XXXX

LOCATION
I-80 & Sierra College Blvd.
Rocklin CA 95677

SHEET TITLE
HEIGHT DETECTOR

ACCT. REP.
CHRIS BARTON
DESIGNER
TIM THOMSEN

DATE
03/08/16
SCALE
NOTED

CUSTOMER APPROVAL

UNLESS SPECIFIED, THIS DRAWING IS NOT FOR PRODUCTION. The information shown is for permitting and design intent only. Colors shown are representations of the indicated specifications, and may not be an exact match of the finished product.

© 2016 CNP Signs & Graphics

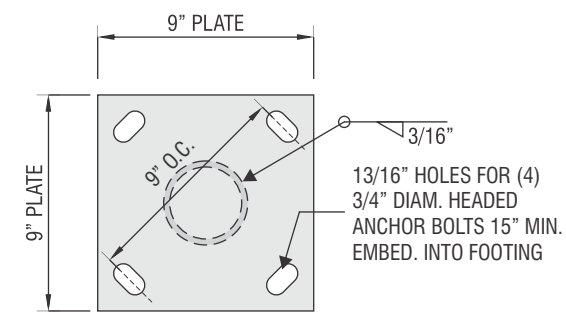
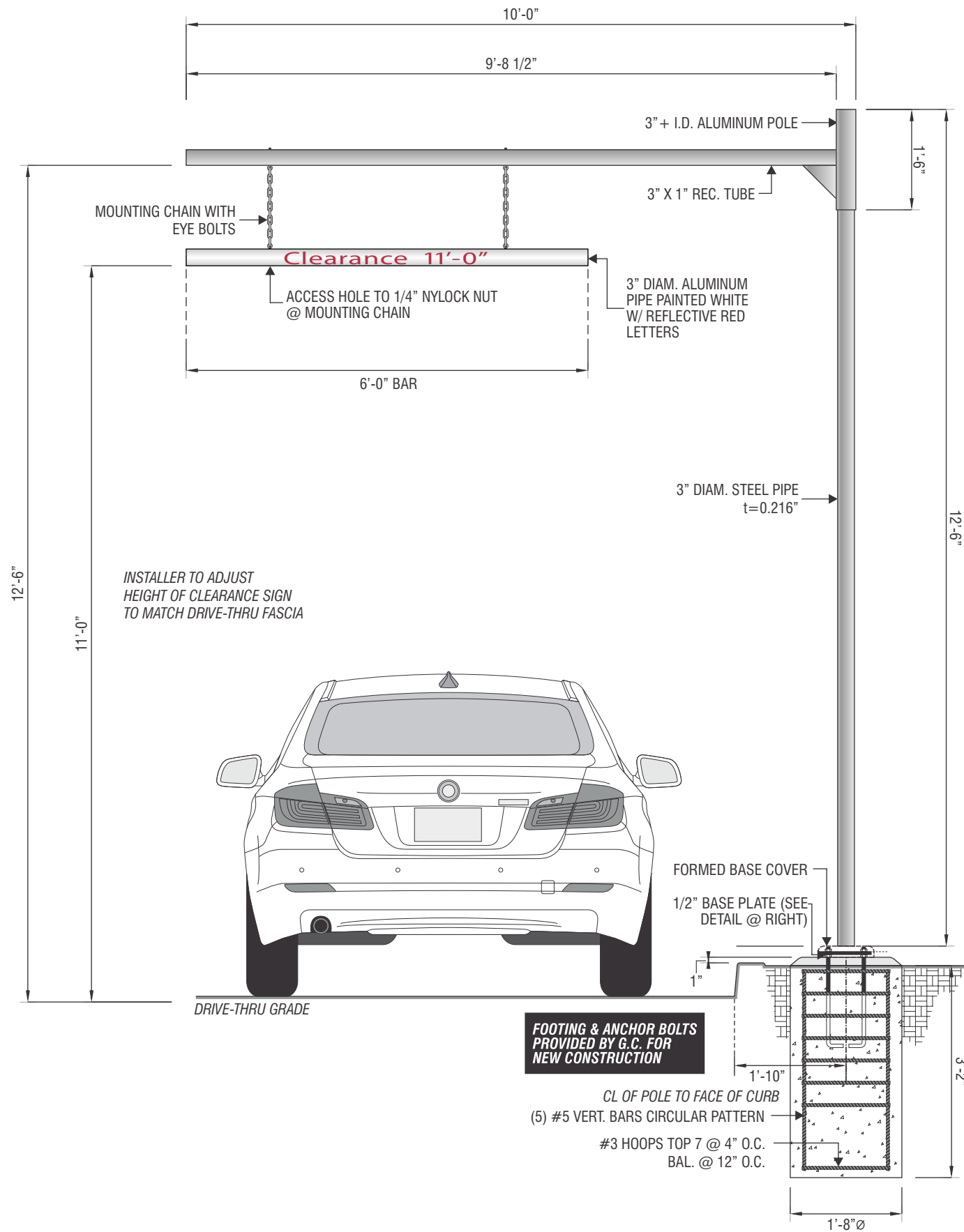
The original concepts and/or illustrations contained in this document/design are the exclusive property of CNP Signs & Graphics. Disclosure or reproduction of this design, in any manner or medium without authorized and written consent of CNP is expressly forbidden.

DWG#	16-217	PROJECT #	318737
REVISION NO.	2	WO#	

REVISIONS					
1	03/10/16	TT	7		
2	03/31/16	TT	8		
3			9		
4			10		
5			11		
6			12		

KEY NO.

C1



1/2" X 9" X 9" STEEL PLATE

PLATE DETAIL

SCALE: 1 1/2" = 1'-0"

HEIGHT DETECTOR

SCALE: 1/2" = 1'-0"

CUSTOMER APPROVAL

APPROVED BY:	DATE:
--------------	-------

CLIENT



PROJECT
THE HABIT BURGER #XXXX

LOCATION
I-80 & Sierra College Blvd.
Rocklin CA 95677

SHEET TITLE
DIRECTIONAL SIGNS

ACCT. REP.
CHRIS BARTON
DESIGNER
TIM THOMSEN

DATE
03/08/16
SCALE
NOTED

CUSTOMER APPROVAL

UNLESS SPECIFIED, THIS DRAWING IS NOT FOR PRODUCTION. The information shown is for permitting and design intent only. Colors shown are representations of the indicated specifications, and may not be an exact match of the finished product.

© 2016 CNP Signs & Graphics

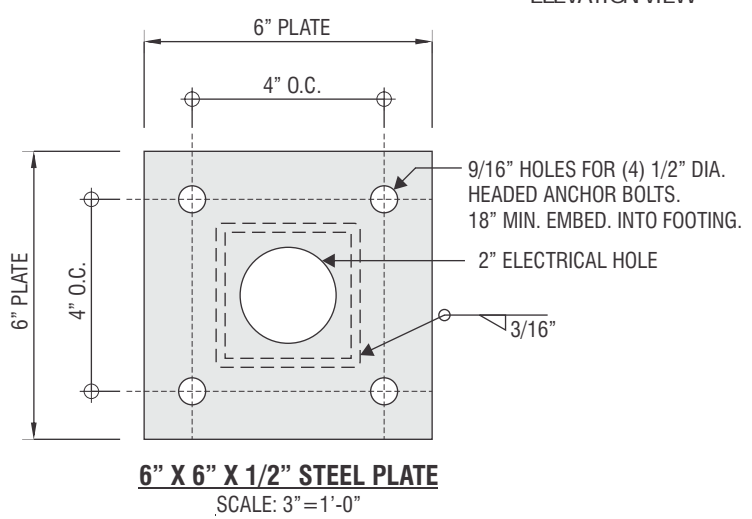
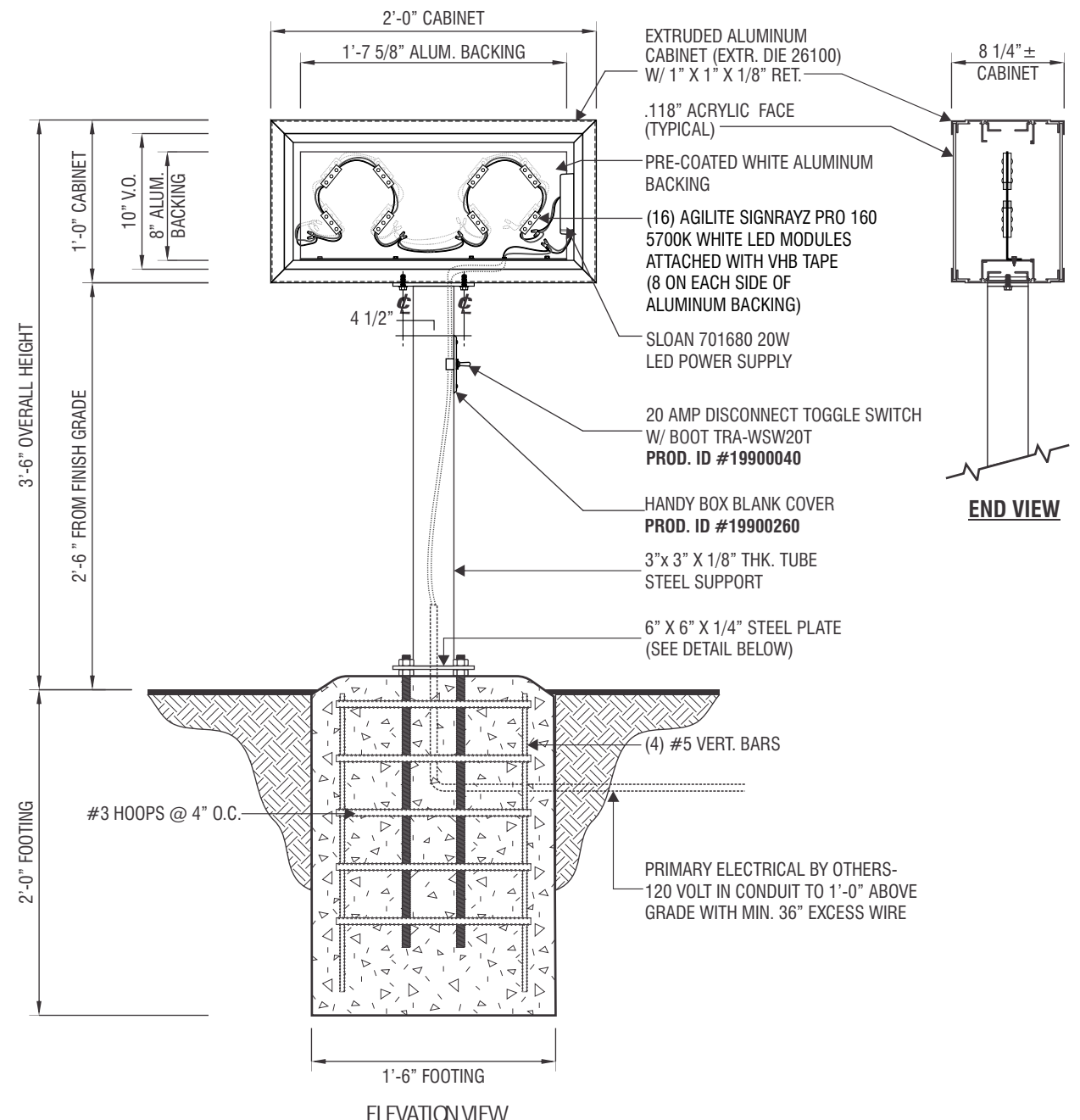
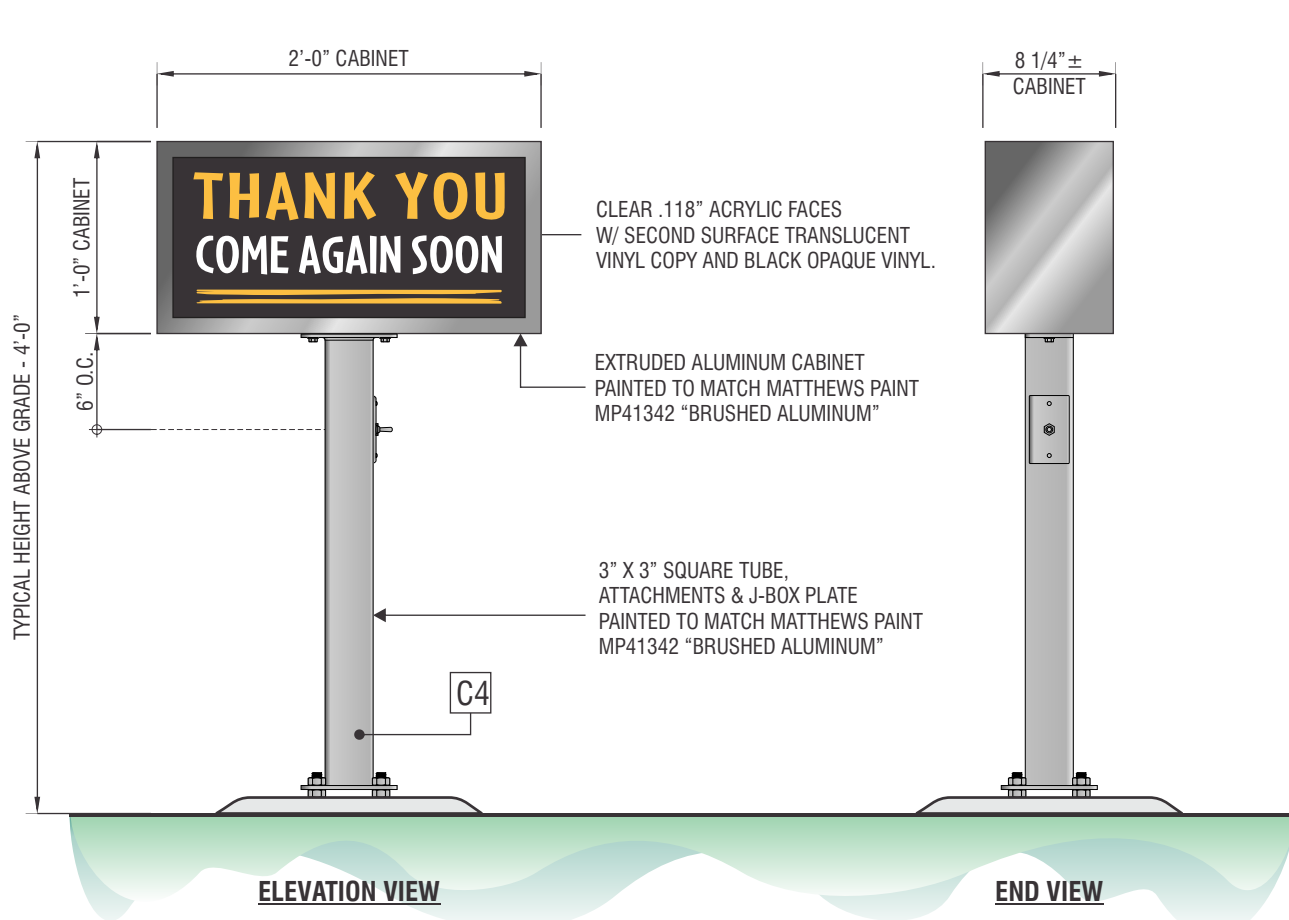
The original concepts and/or illustrations contained in this document/design are the exclusive property of CNP Signs & Graphics. Disclosure or reproduction of this design, in any manner or medium without authorized and written consent of CNP is expressly forbidden.

DWG#	16-217	PROJECT #	318737
REVISION NO.	2	WO#	

REVISIONS			
NO.	DATE	BY	REVISION
1	03/10/16	TT	7
2	03/31/16	TT	8
3			9
4			10
5			11
6			12

KEY NO.

D1 D2



COLOR SPECIFICATIONS

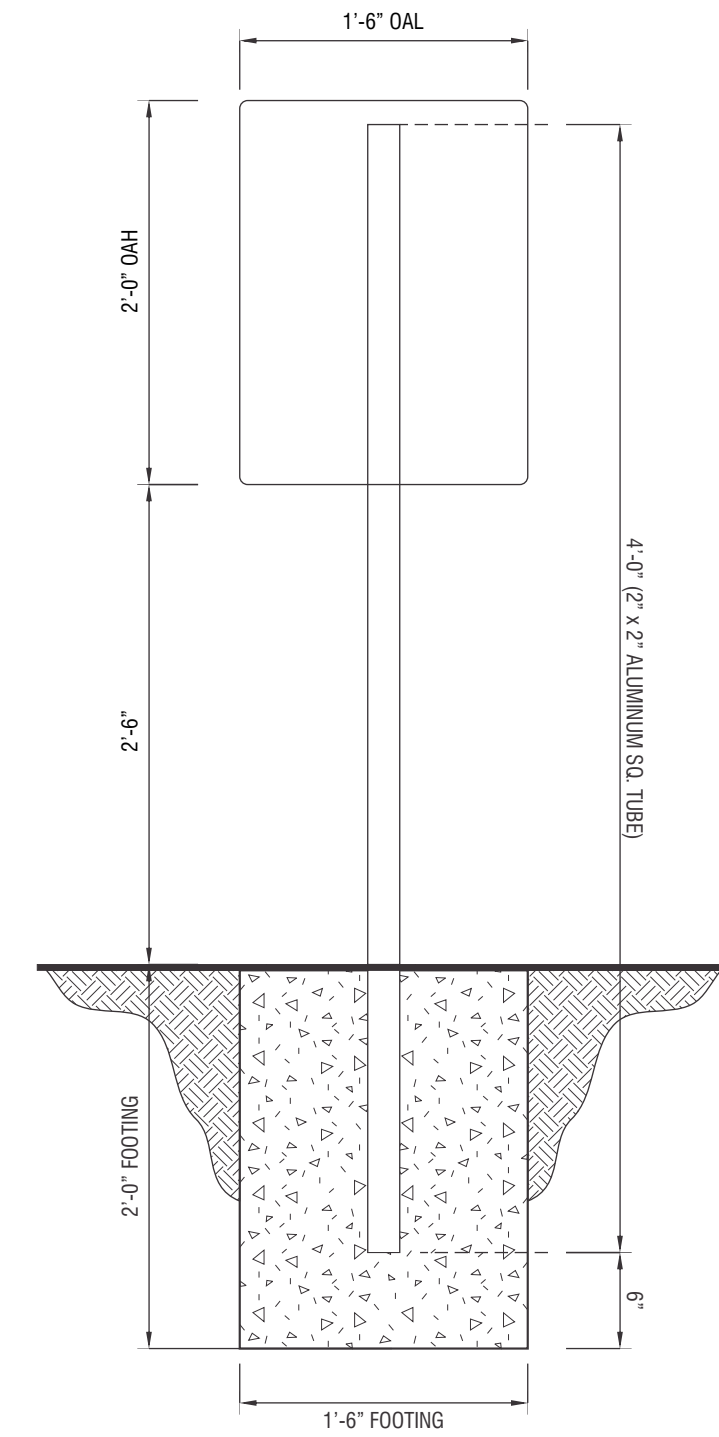
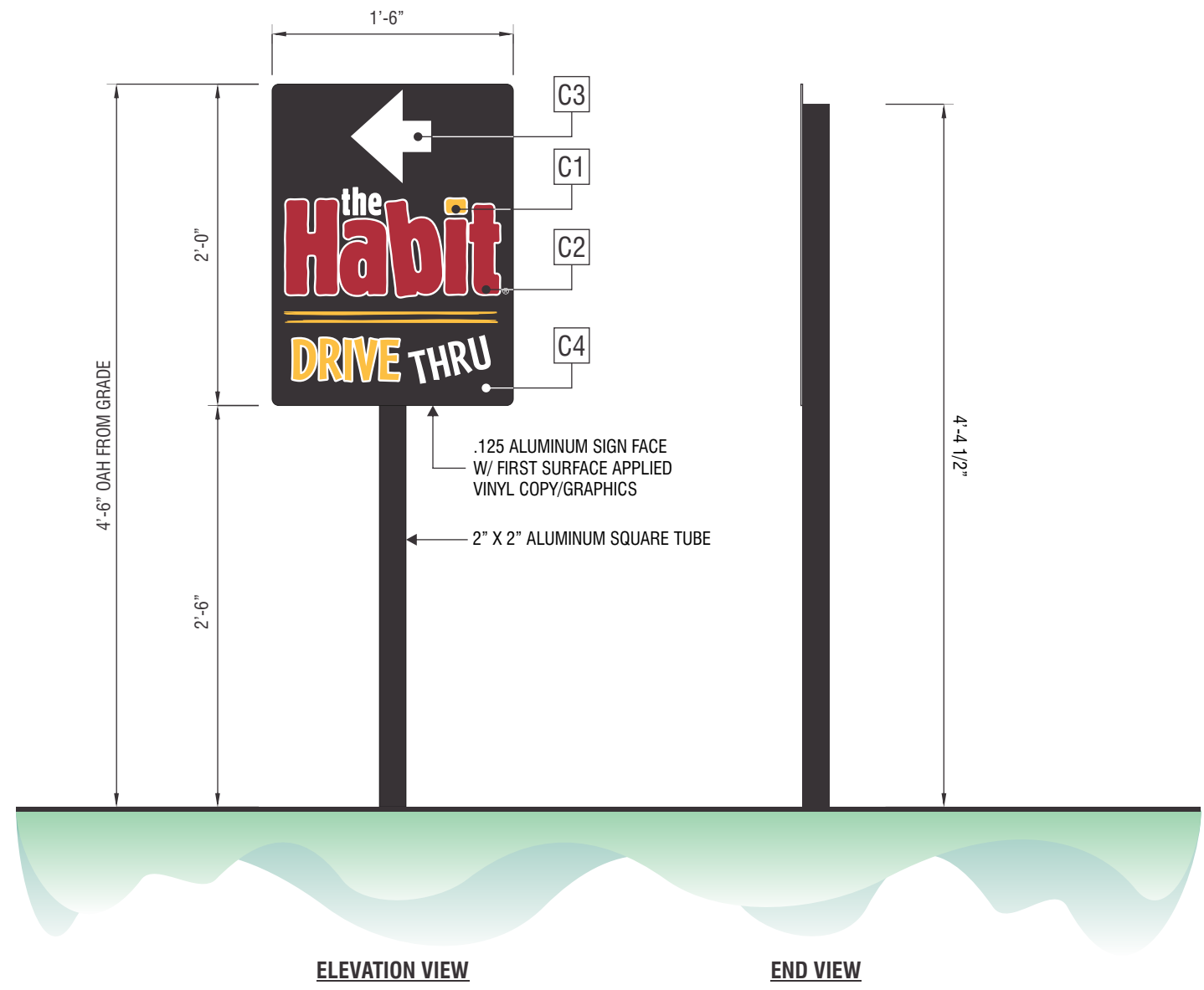
C1	3M 3630-125 GOLDEN YELLOW (PMS 1235 C) C0 M28 Y89 K0
C2	3M SCOTCHCAL SERIES 220 BLACK OPAQUE
C3	3M 3630-20 WHITE TRANSLUCENT
C4	PAINT TO MATCH MATTHEWS PAINT MP41342 "BRUSHED ALUMINUM"



(16) AGILITE PRO 160 LED MODULES @.9W EACH = 14.4W TOTAL
(1) SLOAN 701680 20W LED POWER SUPPLY @80% EFFICIENCY = 16W

NOTES: 120V POWER. SIGN TO BE UL LISTED WITH APPROVED DISCONNECT SWITCH. GROUNDING AND BONDING IN ACCORDANCE WITH ARTICLE 600 NEC.

COLOR SPECIFICATIONS	
C1	3M 3630-125 GOLDEN YELLOW (PMS 1235 C) C0 M28 Y89 K0
C2	3M 3630-53 CARDINAL RED (PMS 187 C) C7 M100 Y82 K26
C3	3M SCOTCHCAL SERIES 230 WHITE REFLECTIVE
C4	PAINT TO MATCH MATTHEWS SV923SP "BLACK"



CNP
SIGNS & GRAPHICS
 4530 Mission Gorge Place
 San Diego, CA 92120
 Tel: 619.283.2191
 Fax: 619.283.9503
 Web: www.cnpsigns.com



PROJECT
 THE HABIT BURGER #XXXX

LOCATION
 I-80 & Sierra College Blvd.
 Rocklin CA 95677

SHEET TITLE
**NON-ILLUMINATED
 DIRECTIONAL SIGNS**

ACCT. REP.
 CHRIS BARTON

DESIGNER
 TIM THOMSEN

DATE
 03/08/16

SCALE
 NOTED

CUSTOMER APPROVAL

UNLESS SPECIFIED, THIS DRAWING IS NOT FOR PRODUCTION. The information shown is for permitting and design intent only. Colors shown are representations of the indicated specifications, and may not be an exact match of the finished product.

© 2016 CNP Signs & Graphics
 The original concepts and/or illustrations contained in this document/design are the exclusive property of CNP Signs & Graphics. Disclosure or reproduction of this design, in any manner or medium without authorized and written consent of CNP is expressly forbidden.

DWG#	16-217	PROJECT #	318737
REVISION NO.	2	WO#	

REVISIONS

1	03/10/16	TT	7	
2	03/31/16	TT	8	
3			9	
4			10	
5			11	
6			12	

KEY NO.
E3

S/F NON-ILLUMINATED REFLECTIVE DIRECTIONAL SIGN 2.0 SQUARE FEET

SCALE: 1"=1'-0"



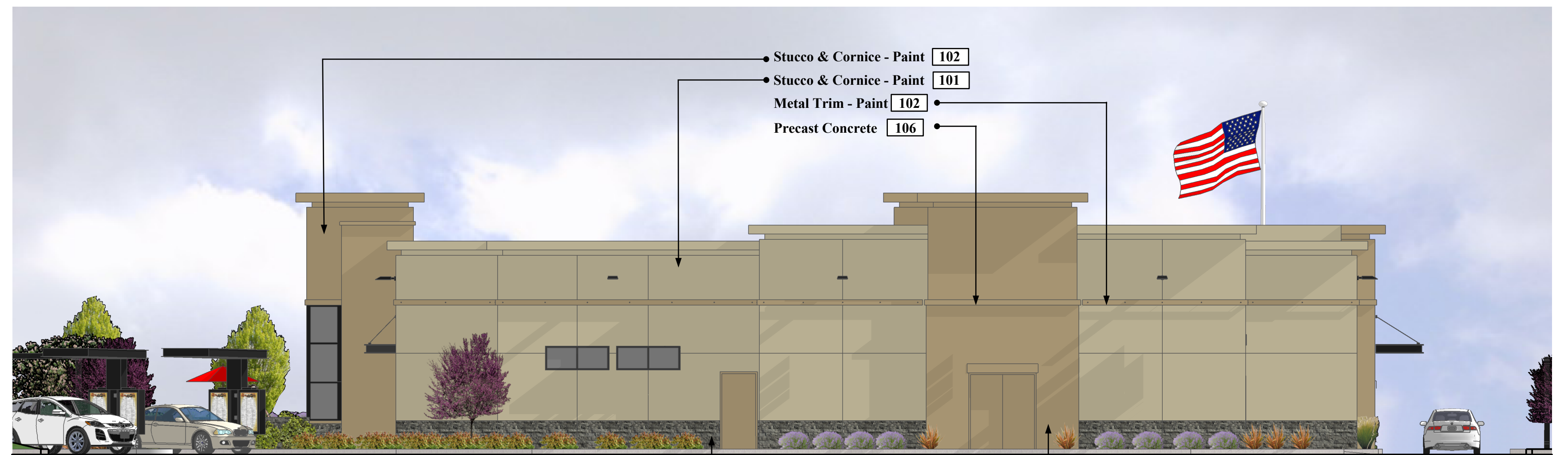
EAST ELEVATION



SOUTH ELEVATION



WEST ELEVATION



NORTH ELEVATION



PRELIMINARY ELEVATIONS
Rocklin, CA

Note:
All roof top mechanical equipment shall be located in equipment well and screened from view by parapet walls.

COLOR AND MATERIAL LEGEND

- 101 Paint - Sherwin Williams - #SW7541 "Grecian Ivory"
- 102 Paint - Sherwin Williams - #SW7549 "Studio Taupe"
- 103 Paint - Sherwin Williams - #SW7068 "Grizzle Gray"
- 104 Metal Canopy - Color Mathew's "Dark Bronze"
- 105 Stone Veneer - ElDorado Stone LedgeCut33 "Sage"
- 106 Precast Concrete - Precast Innovations, Inc. - Color "Sage"



C · R · H · O

Architecture Interiors Planning

195 South "C" Street Suite 200

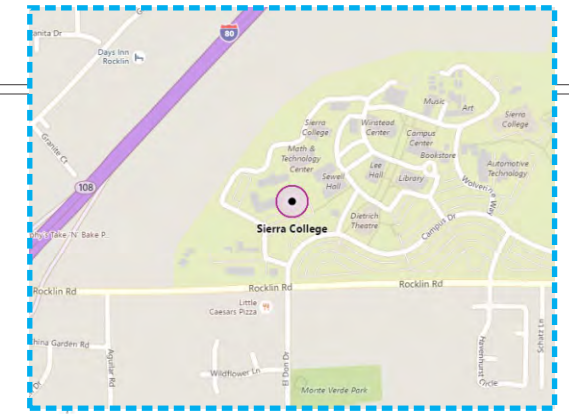
Tustin, California 92780

714 832 1834

FAX 714 832 1910

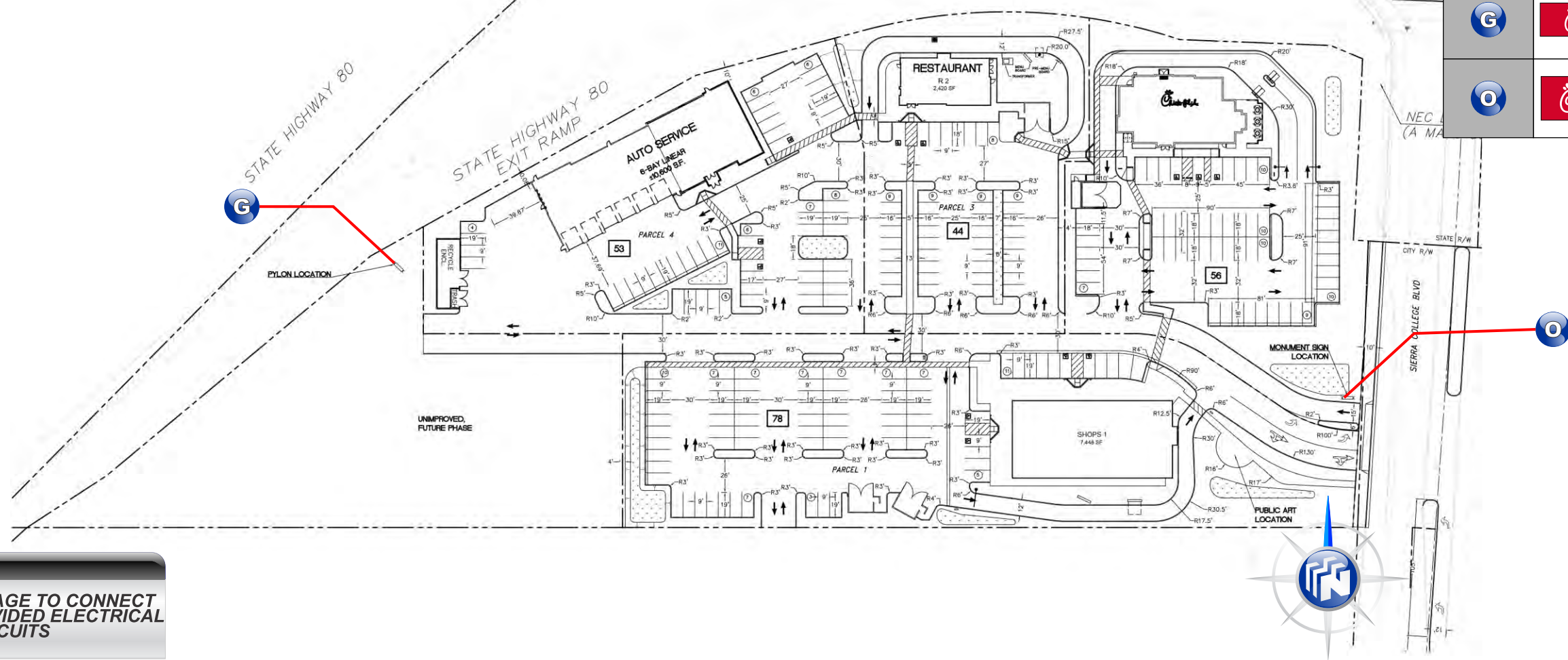
Scope of Work

- G** REFACE D/F ILLUM. PYLON TENANT PANEL
- O** REFACE D/F ILLUM. MONUMENT TENANT PANEL



VICINITY MAP

SIGN ID LETTER	FACE A	FACE B
G		
O		



NOTE:
ALL NEW SIGNAGE TO CONNECT TO CLIENT PROVIDED ELECTRICAL CIRCUITS

CHICK-FIL-A - Rocklin, CA. - Site Plan

SCALE: NTS

THIS IS AN ORIGINAL UNPUBLISHED DRAWING CREATED FOR YOUR PERSONAL USE IN CONNECTION WITH A PROJECT PLANNED FOR YOU BY NSMC. IT IS NOT TO BE SHOWN OUTSIDE YOUR ORGANIZATION NOR USED, REPRODUCED, COPIED OR EXHIBITED IN ANY FASHION UNLESS AUTHORIZED IN WRITING BY AN OFFICER OF NSMC

National Sign & Marketing Corporation
13580 5th St., Chino, CA 91710
Tel 909.591.4742 Fax 909.591.9792
e-mail : sales@nsmc.com
Lic# 745030 - Exp. 01/31/18

Project: Chick-Fil-A
Address: SWC Sierra College & I-80, Rocklin, CA
Phone: _____ **Account Mgr.:** S. Rosenbloom
Designer: Duffy, S. **Scale:** Noted **Date:** 01/24/2016

Client Approval: _____
Date: _____

This sign intended to be in accordance with the requirements of Article 600 of the National Electrical Code and/or other applicable local codes. This includes proper grounding and bonding of this sign.



Revisions:

03/22/16 SD Change site plan, add cd sign, his sign
04/04/16 SD Change site plan, change pylon and monument, Remove option

Drawing Number
27072
R2



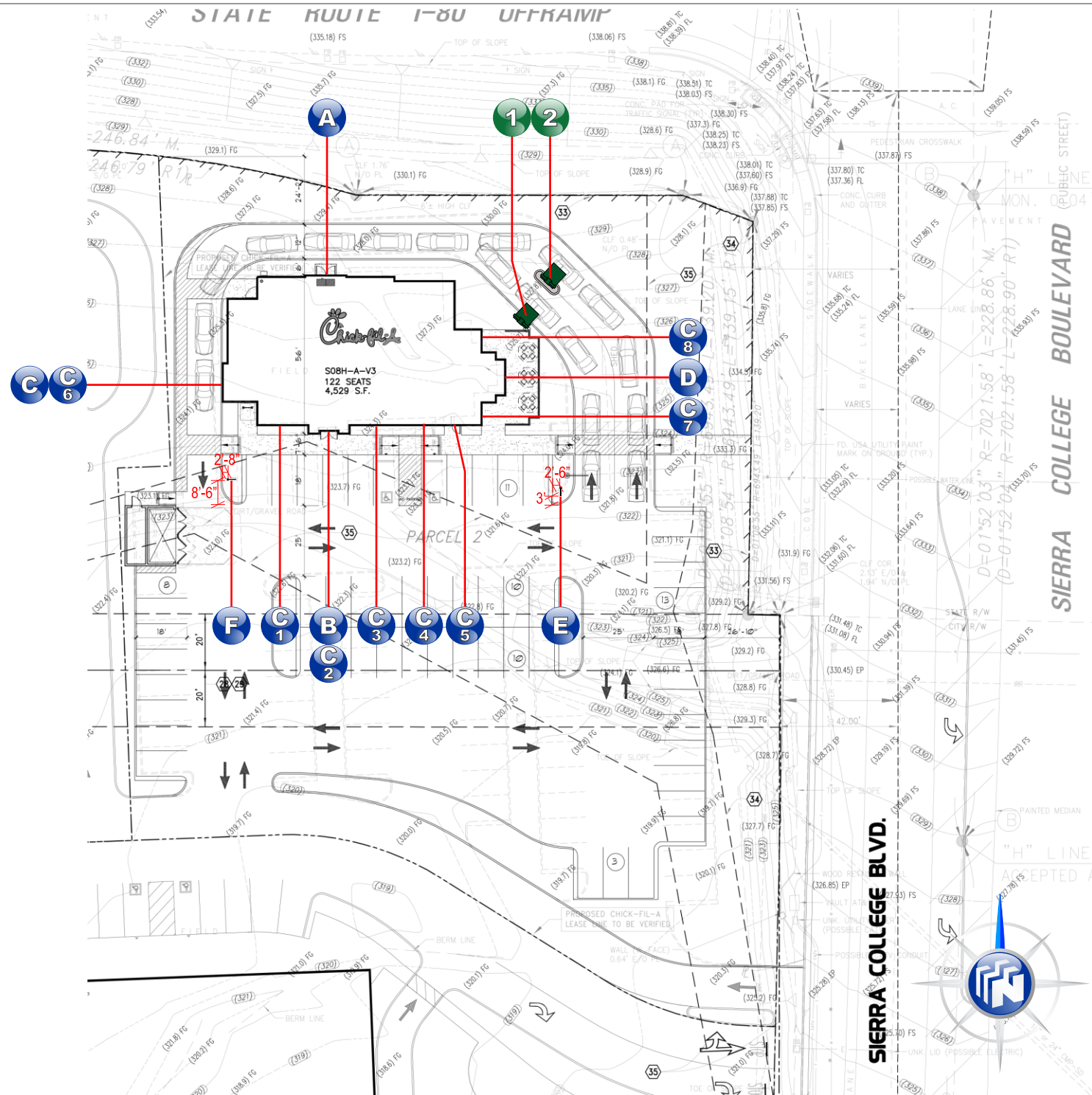
Scope of Work

- A B C D** NEW 5'-0" ILLUM. "CHICK-FIL-A" CHANNEL LETTERS SIGN (Option 1)
- E F** NEW D/F ILLUM. DIRECTIONAL SIGN
- C1 C2 C3 C4 C5 C6 C7 C8** NEW CANOPY

Install Only
Manufacturing By Others

- 1 2** DRIVE-THRU CANOPY

NOTE:
ALL NEW SIGNAGE TO CONNECT TO CLIENT PROVIDED ELECTRICAL CIRCUITS



SIGN ID LETTER	FACE A	FACE B
A B C D		N/A
E		
F		
C1 C8		N/A
1 2		N/A

CHICK-FIL-A - Rocklin, CA. - Site Plan

SCALE: 1" = 50'-0"

THIS IS AN ORIGINAL UNPUBLISHED DRAWING CREATED FOR YOUR PERSONAL USE IN CONNECTION WITH A PROJECT PLANNED FOR YOU BY NSMC. IT IS NOT TO BE SHOWN OUTSIDE YOUR ORGANIZATION NOR USED, REPRODUCED, COPIED OR EXHIBITED IN ANY FASHION UNLESS AUTHORIZED IN WRITING BY AN OFFICER OF NSMC

National Sign & Marketing Corporation
13580 5th St., Chino, CA 91710
Tel 909.591.4742 Fax 909.591.9792
e-mail : sales@nsmc.com
Lic# 745030 - Exp. 01/31/18

Project: Chick-Fil-A
Address: SWC Sierra College & I-80, Rocklin, CA
Phone: _____ **Account Mgr.:** S. Rosenbloom
Designer: Duffy, S. **Scale:** Noted **Date:** 01/24/2016

Client Approval: _____
Date: _____

This sign intended to be in accordance with the requirements of Article 600 of the National Electrical Code and/or other applicable local codes. This includes proper grounding and bonding of this sign.

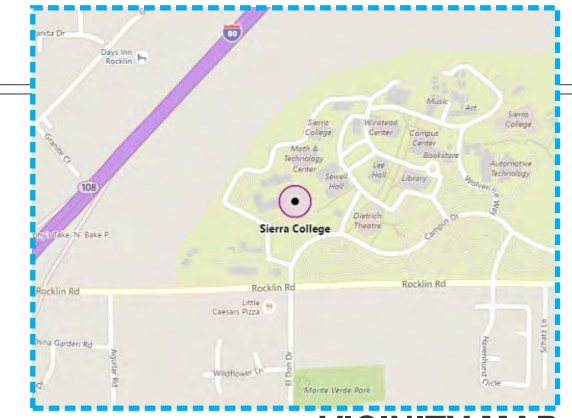
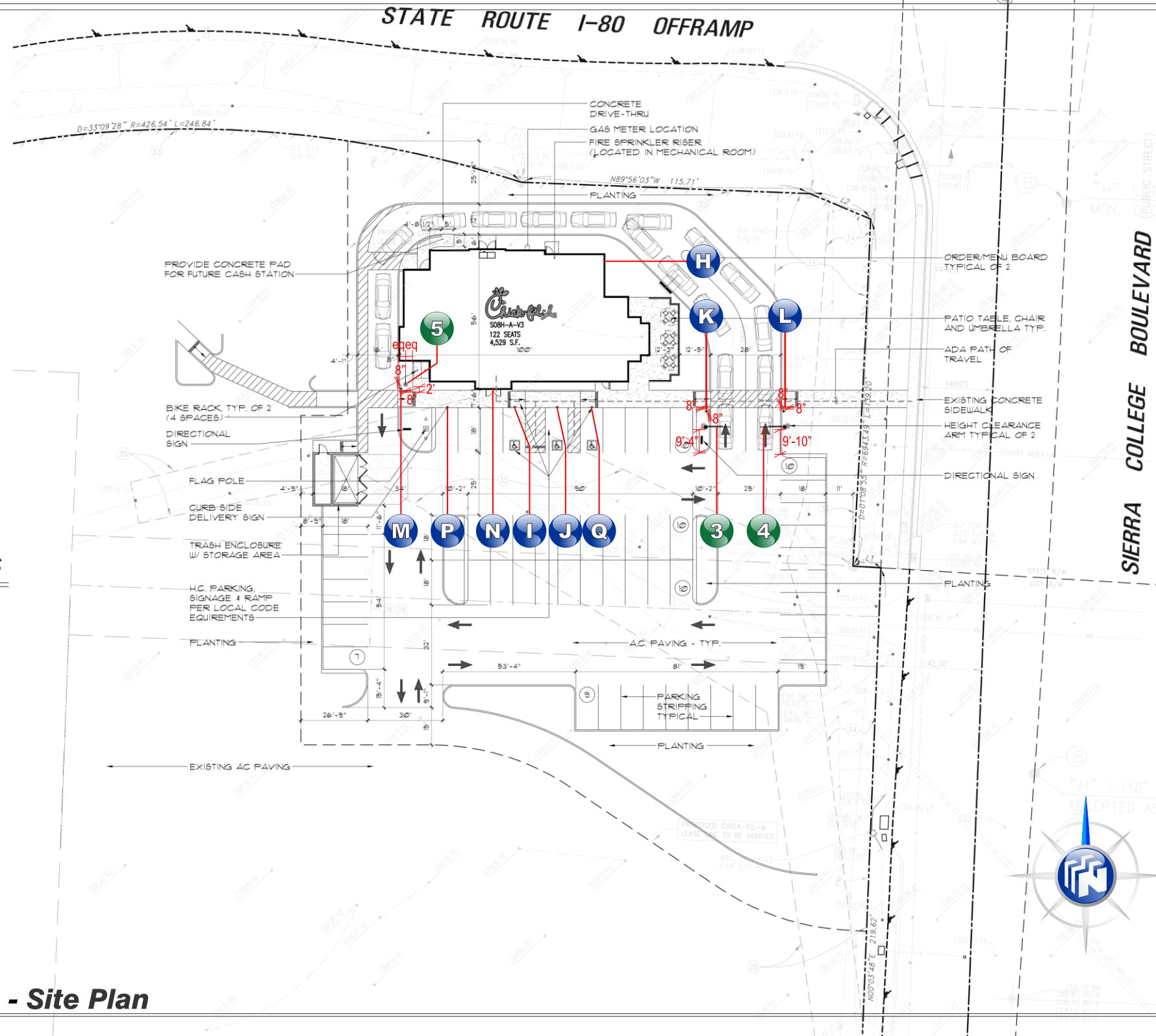
Revisions:
03/22/16 SD Change site plan, add cd sign, hls sign
04/04/16 SD Change site plan, change pylon and monument, Remove option

Drawing Number
27072
R2

VISCO
ELECTRONIC SIGNS

Scope of Work

- H** NEW SINTRA ADDRESS NUMERALS
- I J Q** NEW HANDICAP PARKING SIGNS
- K L M** NEW PEDESTRIAN SIGNS
- N** NEW WINDOW VINYL
- P** NEW CURBSIDE DELIVERY SIGN



VICINITY MAP

Install Only Manufacturing By Others

- 3 4** DRIVE-THRU CLEARANCE ARM
- 5** FLAG POLE

NOTE:
ALL NEW SIGNAGE TO CONNECT TO CLIENT PROVIDED ELECTRICAL CIRCUITS

SIGN ID LETTER	FACE A	FACE B
H	0000	N/A
I		N/A
J Q		N/A
K L M		
N	0000	N/A
P		N/A
3		N/A
4		N/A
5		N/A

CHICK-FIL-A - Rocklin, CA. - Site Plan

SCALE: 1" = 50'-0"

THIS IS AN ORIGINAL UNPUBLISHED DRAWING CREATED FOR YOUR PERSONAL USE IN CONNECTION WITH A PROJECT PLANNED FOR YOU BY NSMC. IT IS NOT TO BE SHOWN OUTSIDE YOUR ORGANIZATION NOR USED, REPRODUCED, COPIED OR EXHIBITED IN ANY FASHION UNLESS AUTHORIZED IN WRITING BY AN OFFICER OF NSMC

National Sign & Marketing Corporation
13580 5th St., Chino, CA 91710
Tel 909.591.4742 Fax 909.591.9792
e-mail : sales@nsmc.com
Lic# 745030 - Exp. 01/31/18

Project: Chick-Fil-A
Address: SWC Sierra College & I-80, Rocklin, CA
Phone: _____ **Account Mgr.:** S. Rosenbloom
Designer: Duffy, S. **Scale:** Noted **Date:** 01/24/2016

Client Approval: _____
Date: _____

This sign intended to be in accordance with the requirements of Article 600 of the National Electrical Code and/or other applicable local codes. This includes proper grounding and bonding of this sign.

Revisions:
03/22/16 SD Change site plan, add cd sign, h/c sign
04/04/16 SD Change site plan, change pylon and monument, Remove option

Drawing Number
27072
R2



A NEW 5'-0" ILLUM. "CHICK-FIL-A" CHANNEL LETTERS SIGN

North Elevation

SCALE: 3/32" = 1'-0"



B NEW 5'-0" ILLUM. "CHICK-FIL-A" CHANNEL LETTERS SIGN

N NEW WINDOW VINYL

C 1 C 2 C 3 C 4 C 5 NEW CANOPY

South Elevation

SCALE: 3/32" = 1'-0"

THIS IS AN ORIGINAL UNPUBLISHED DRAWING CREATED FOR YOUR PERSONAL USE IN CONNECTION WITH A PROJECT PLANNED FOR YOU BY NSMC. IT IS NOT TO BE SHOWN OUTSIDE YOUR ORGANIZATION NOR USED, REPRODUCED, COPIED OR EXHIBITED IN ANY FASHION UNLESS AUTHORIZED IN WRITING BY AN OFFICER OF NSMC



National Sign & MARKETING CORPORATION
 13580 5th St., Chino, CA 91710
 Tel 909.591.4742 Fax 909.591.9792
 e-mail : sales @nsmc.com
 Lic# 745030 - Exp. 01/31/18

Project: Chick-Fil-A
Address: SWC Sierra College & I-80, Rocklin, CA
Phone: _____ **Account Mgr.** S. Rosenbloom
Designer: Duffy, S. **Scale:** Noted **Date:** 01/24/2016

Client Approval: _____

Date: _____

This sign intended to be in accordance with the requirements of Article 600 of the National Electrical Code and/or other applicable local codes. This includes proper grounding and bonding of this sign.

Revisions:
 03/22/16 SD Change site plan, add cd sign, hls sign
 04/04/16 SD Change site plan, change pylon and monument, Remove option

Drawing Number
27072
 R2





- C NEW 5'-0" ILLUM. "CHICK-FIL-A" CHANNEL LETTERS SIGN
- 6 NEW CANOPY

West Elevation

SCALE: 3/32" = 1'-0"



- D NEW 5'-0" ILLUM. "CHICK-FIL-A" CHANNEL LETTERS SIGN
- H NEW SINTRA ADDRESS NUMERALS
- 7 8 NEW CANOPY

East Elevation

SCALE: 3/32" = 1'-0"

THIS IS AN ORIGINAL UNPUBLISHED DRAWING CREATED FOR YOUR PERSONAL USE IN CONNECTION WITH A PROJECT PLANNED FOR YOU BY NSMC. IT IS NOT TO BE SHOWN OUTSIDE YOUR ORGANIZATION NOR USED, REPRODUCED, COPIED OR EXHIBITED IN ANY FASHION UNLESS AUTHORIZED IN WRITING BY AN OFFICER OF NSMC



Project: Chick-Fil-A
Address: SWC Sierra College & I-80, Rocklin, CA
Phone: _____ **Account Mgr.:** S. Rosenbloom
Designer: Duffy, S. **Scale:** Noted **Date:** 01/24/2016

Client Approval:


Date: _____

This sign intended to be in accordance with the requirements of Article 600 of the National Electrical Code and/or other applicable local codes. This includes proper grounding and bonding of this sign.

Revisions:
 03/22/16 SD Change site plan, add cd sign, hls sign
 04/04/16 SD Change site plan, change pylon and monument, Remove option

Drawing Number
27072
 R2





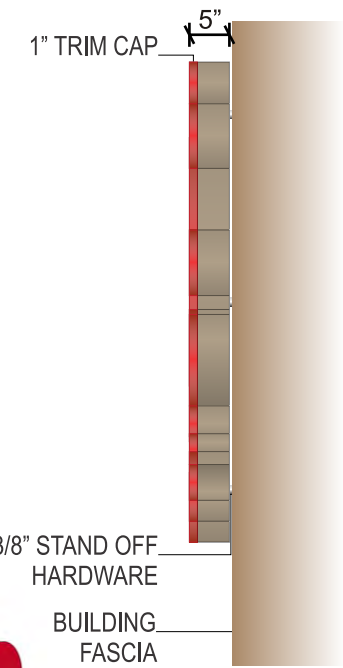
A B C D

NEW 5'-0" ILLUM. "CHICK-FIL-A" CHANNEL LETTERS SIGN

AREA: 35.15 SQ. FT.
8 STRAIGHT LINES



MOUNTING AND ELECTRICAL PENETRATIONS

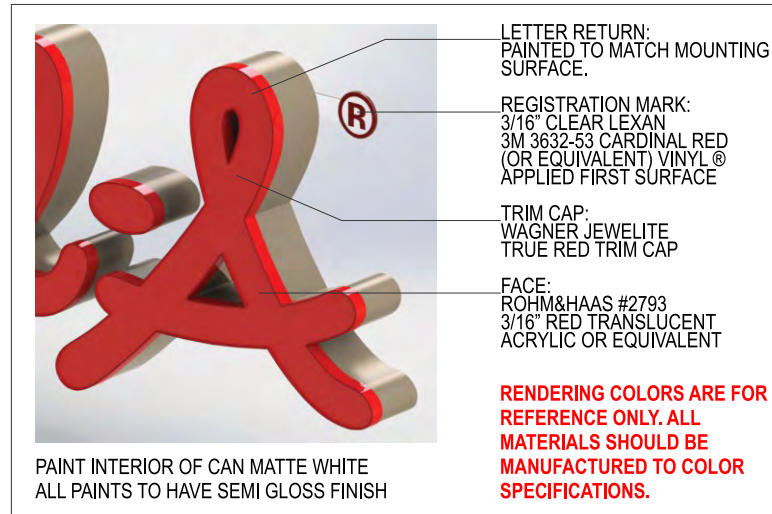


Specifications:

- BODY:** S/F CUSTOM FABRICATED ALUMINUM CABINET CONSTRUCTED OF .040 WITH .080 ALUMINUM BACKS. ALUMINUM RETURNS MECHANICALLY FASTENED TO BACKS. INTERIOR OF SIGN TO BE PAINTED MATTE WHITE.
- FACES:** 3/16" ROHM & HAAS #2793 RED ACRYLIC OR EQUIVALENT.
- TRIM CAP:** 1" TRUE RED JEWELITE TRIM CAP (ADHERED VIA WELD ON RETURNS)
- RETURNS:** 5" DEEP RETURNS PAINTED TO MATCH MOUNTING SURFACE COLOR
- STANDOFF:** 3/8" STAND OFF HARDWARE.
- REGISTERED:** 3/16" CLEAR LEXAN FLAG WITH 3M 3632-53 CARDINAL RED VINYL ® APPLIED FIRST SURFACE ATTACHED TO BACK OF 'A'
- DISCONNECT:** ELECTRICAL TOGGLE DISCONNECT SWITCH WITH BOOT
- ILLUMINATION:** RED LED LIGHTING WITH REMOTE TRANSFORMERS.

ALL WIRING & COMPONENTS TO MEET U.L. STANDARDS

- R & H 2793 / 3M RED 3632-53
- SW 7549 STUDIO TAUPE



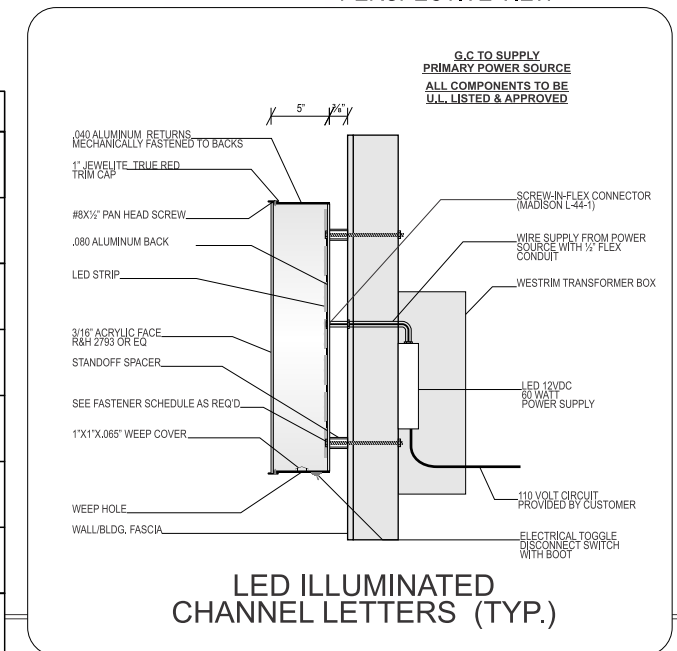
NOTE: THRU-BOLT FASTENERS ARE THE PREFERRED METHOD FOR ATTACHMENT

FASTENER SCHEDULE		
	3/8" LAG SCREW	FOR USE WITH WOOD OR EIFS WALL SYSTEMS. 1-1/2" MIN PENETRATION (EXCL. TIP)
	3/8" DIA. THREADED ROD	FOR USE WITH WOOD, CONCRETE BLOCK OR EIFS WALL SYSTEMS.
	3/8" RED HEAD L.D.T. (LARGE DIAMETER TAPCON)	FOR USE WITH CONCRETE BLOCK, BRICK OR CONCRETE. EMBED A MIN. OF 2 1/2".
	3/8" DIA. HILTI HIT ROD WITH HY150 MAX ADHESIVE	FOR USE WITH CONCRETE. EMBED A MIN. OF 2".
	3/8" DIA. HILTI HIT ROD WITH HY20 ADHESIVE	FOR USE WITH MASONRY AND BRICK. EMBED A MIN. OF 3 3/8".
	3/8" DIA. HILTI HIT ROD WITH HY20 ADHESIVE	FOR USE WITH CONCRETE BLOCK. EMBED A MIN. OF 2".
	3/8" DIA. HILTI HLC SLEEVE ANCHOR	FOR USE WITH CONCRETE, MASONRY AND BRICK. EMBED A MIN. OF 3 3/8".

INSTALLER SHALL VERIFY THAT FASTENERS CHOSEN ARE SUITABLE WITH WALL CONDITIONS



PERSPECTIVE VIEW



LED ILLUMINATED CHANNEL LETTERS (TYP.)

CHICK-FIL-A S/F LED ILLUMINATED CHANNEL LETTERS

SCALE: 1/2" = 1'-0"

THIS IS AN ORIGINAL UNPUBLISHED DRAWING CREATED FOR YOUR PERSONAL USE IN CONNECTION WITH A PROJECT PLANNED FOR YOU BY NSMC. IT IS NOT TO BE SHOWN OUTSIDE YOUR ORGANIZATION NOR USED, REPRODUCED, COPIED OR EXHIBITED IN ANY FASHION UNLESS AUTHORIZED IN WRITING BY AN OFFICER OF NSMC



Project: Chick-Fil-A
Address: SWC Sierra College & I-80, Rocklin, CA
Phone: _____ **Account Mgr.:** S. Rosenbloom
Designer: Duffy, S. **Scale:** Noted **Date:** 01/24/2016

Client Approval: _____
Date: _____

This sign intended to be in accordance with the requirements of Article 600 of the National Electrical Code and/or other applicable local codes. This includes proper grounding and bonding of this sign.

Revisions:
03/22/16 SD Change site plan, add cd sign, hls sign
04/04/18 SD Change site plan, change pylon and monument, Remove option

Drawing Number
27072
R2



Specifications:

CABINETS: FABRICATED .080 ALUMINUM 8" DEEP, WITH ALUMINUM ANGLE FRAME CABINET PAINTED MATTE BLACK.

FACES: ALUMINUM PAN FACE WITH WHITE #7328 ACRYLIC WITH APPLIED FIRST SURFACE 3M RED #3632-53 TRANSLUCENT VINYL BACKED UP

POST: 2"X2" SQUARE STEEL TUBE POLE WITH .080 BREAK FORMED POLE COVER PAINTED MATTE BLACK.

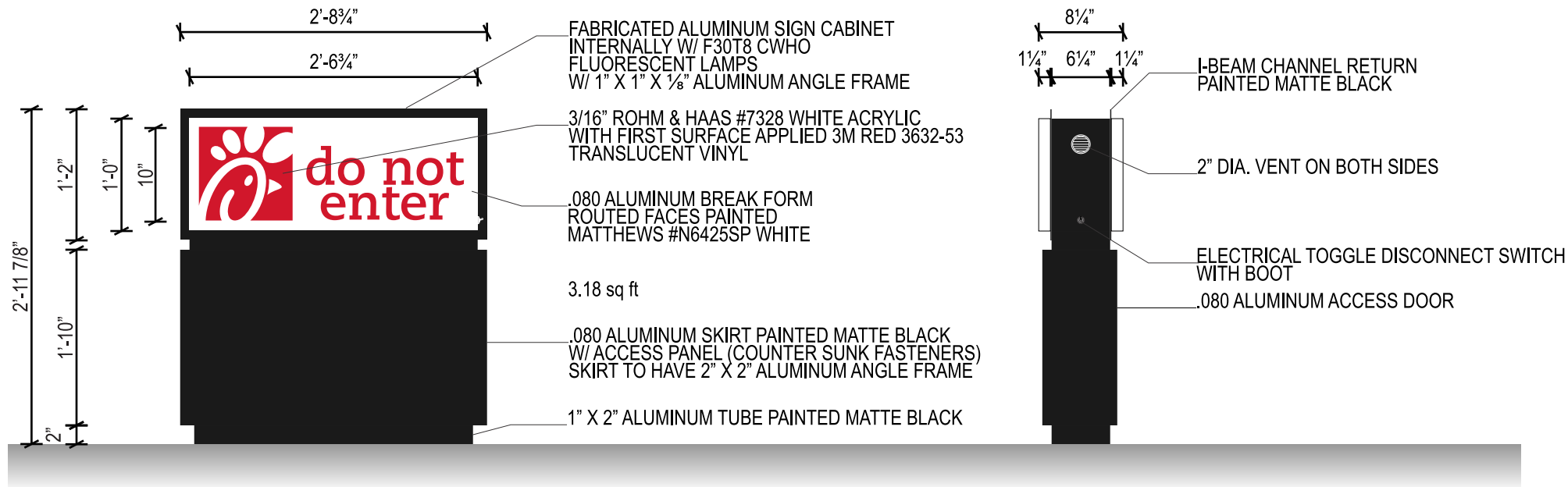
ILLUMINATION: INTERNAL F30T8 CW/HO FLUORESCENT LAMPS

SWITCH: ELECTRICAL TOGGLE DISCONNECT SWITCH WITH BOOT

NOTE: TRY TO KEEP DIRECTIONALS 5'-0" FROM CURBS WHEREVER POSSIBLE TO INSURE VEHICLES WILL NOT HIT THEM.

ALL COMPONENTS TO BE U.L. APPROVED

	3M RED 3632-53
	MATTE BLACK / MP 929
	MATTHEWS #N6425SP WHITE / ROHM & HAAS #7328 ACRYLIC



E NEW D/F ILLUM. DIRECTIONAL SIGN



F NEW D/F ILLUM. DIRECTIONAL SIGN

CHICK-FIL-A - NEW D/F ILLUMINATED DIRECTIONAL SIGNS

SCALE: 3/4" = 1'-0"

THIS IS AN ORIGINAL UNPUBLISHED DRAWING CREATED FOR YOUR PERSONAL USE IN CONNECTION WITH A PROJECT PLANNED FOR YOU BY NSMC. IT IS NOT TO BE SHOWN OUTSIDE YOUR ORGANIZATION NOR USED, REPRODUCED, COPIED OR EXHIBITED IN ANY FASHION UNLESS AUTHORIZED IN WRITING BY AN OFFICER OF NSMC



National Sign & MARKETING CORPORATION
 13580 5th St., Chino, CA 91710
 Tel 909.591.4742 Fax 909.591.9792
 e-mail : sales @nsmc.com
 Lic# 745030 - Exp. 01/31/18

Project: Chick-Fil-A
Address: SWC Sierra College & I-80, Rocklin, CA
Phone: _____ **Account Mgr.:** S. Rosenbloom
Designer: Duffy, S. **Scale:** Noted **Date:** 01/24/2016

Client Approval: _____
 Date: _____

This sign intended to be in accordance with the requirements of Article 600 of the National Electrical Code and/or other applicable local codes. This includes proper grounding and bonding of this sign.




Revisions:

03/22/16 SD Change site plan, add cd sign, his sign
 04/04/16 SD Change site plan, change pylon and monument, Remove option

Drawing Number
27072
 R2





Specifications:

CABINET: EXISTING D/F CABINET.
 FACES: 3/16" POLYCARBONATE WITH TRANSLUCENT VINYL APPLIED FIRST SURFACE.
 ILLUMINATION: EXISTING.
ALL WIRING & COMPONENTS TO MEET U.L. STANDARDS

ARLON RED 2500-253 / 3M RED 3632-53
 WHITE

G REFACE D/F ILLUM. PYLON TENANT PANEL

CHICK-FIL-A - REFACE D/F ILLUMINATED PYLON SIGN

SCALE: 1/8" = 1'-0"

THIS IS AN ORIGINAL UNPUBLISHED DRAWING CREATED FOR YOUR PERSONAL USE IN CONNECTION WITH A PROJECT PLANNED FOR YOU BY NSMC. IT IS NOT TO BE SHOWN OUTSIDE YOUR ORGANIZATION NOR USED, REPRODUCED, COPIED OR EXHIBITED IN ANY FASHION UNLESS AUTHORIZED IN WRITING BY AN OFFICER OF NSMC



Project: Chick-Fil-A
Address: SWC Sierra College & I-80, Rocklin, CA
Phone: _____ **Account Mgr.:** S. Rosenbloom
Designer: Duffy, S. **Scale:** Noted **Date:** 01/24/2016

Client Approval: _____

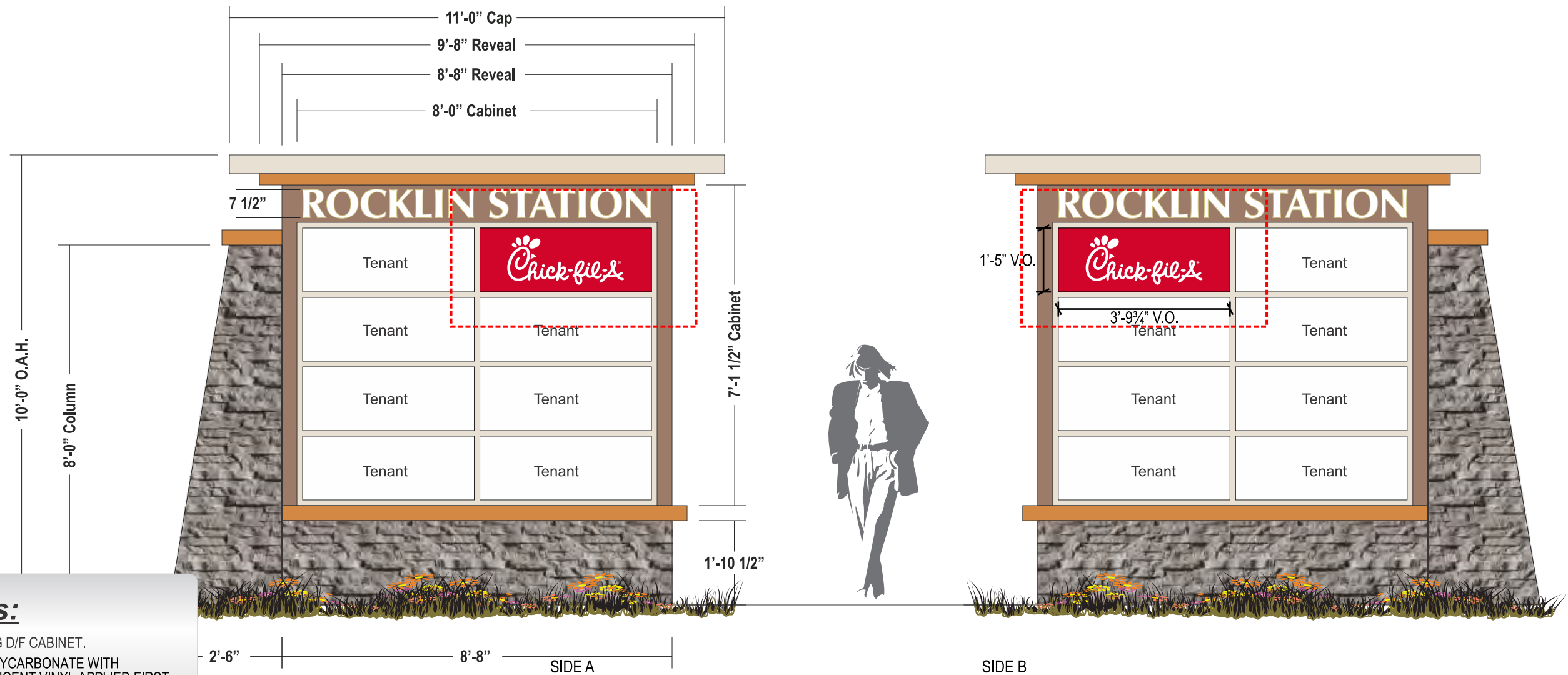
Date: _____

This sign intended to be in accordance with the requirements of Article 600 of the National Electrical Code and/or other applicable local codes. This includes proper grounding and bonding of this sign.

Revisions:
 03/22/16 SD Change site plan, add cd sign, his sign
 04/04/16 SD Change site plan, change pylon and monument, Remove option

Drawing Number
27072
 R2





Specifications:

CABINET: EXISTING D/F CABINET.
 FACES: 3/16" POLYCARBONATE WITH TRANSLUCENT VINYL APPLIED FIRST SURFACE.
 ILLUMINATION: EXISTING.
ALL WIRING & COMPONENTS TO MEET U.L. STANDARDS

- ARLON RED 2500-253 / 3M RED 3632-53
- WHITE

REFACE D/F ILLUM. MONUMENT TENANT PANEL

CHICK-FIL-A - REFACE D/F ILLUMINATED MONUMENT SIGN

SCALE: 3/8" = 1'-0"

THIS IS AN ORIGINAL UNPUBLISHED DRAWING CREATED FOR YOUR PERSONAL USE IN CONNECTION WITH A PROJECT PLANNED FOR YOU BY NSMC. IT IS NOT TO BE SHOWN OUTSIDE YOUR ORGANIZATION NOR USED, REPRODUCED, COPIED OR EXHIBITED IN ANY FASHION UNLESS AUTHORIZED IN WRITING BY AN OFFICER OF NSMC



Project: Chick-Fil-A
Address: SWC Sierra College & I-80, Rocklin, CA
Phone: _____ **Account Mgr.:** S. Rosenbloom
Designer: Duffy, S. **Scale:** Noted **Date:** 01/24/2016

Client Approval:

Date: _____

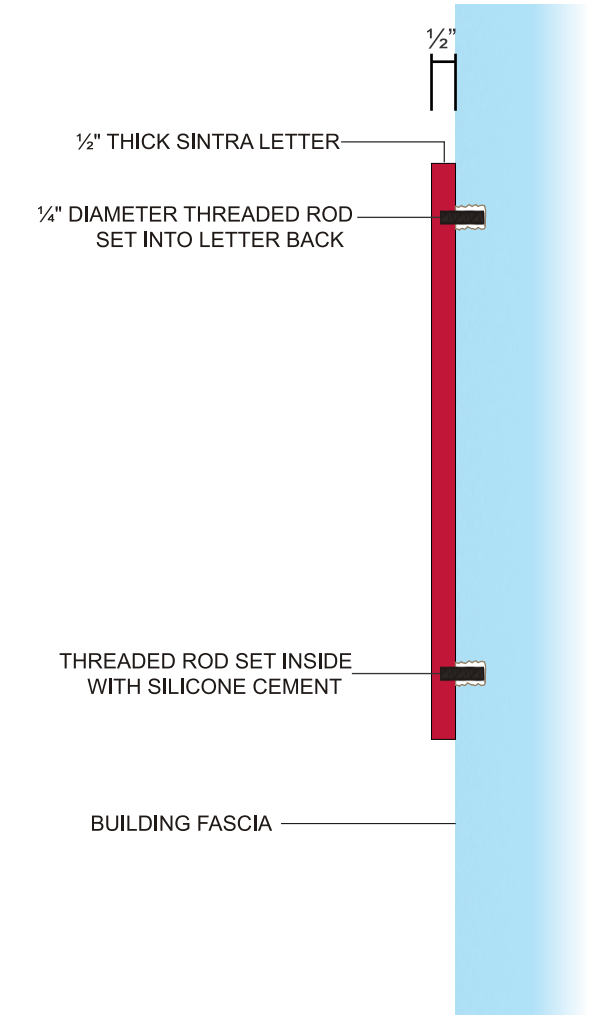
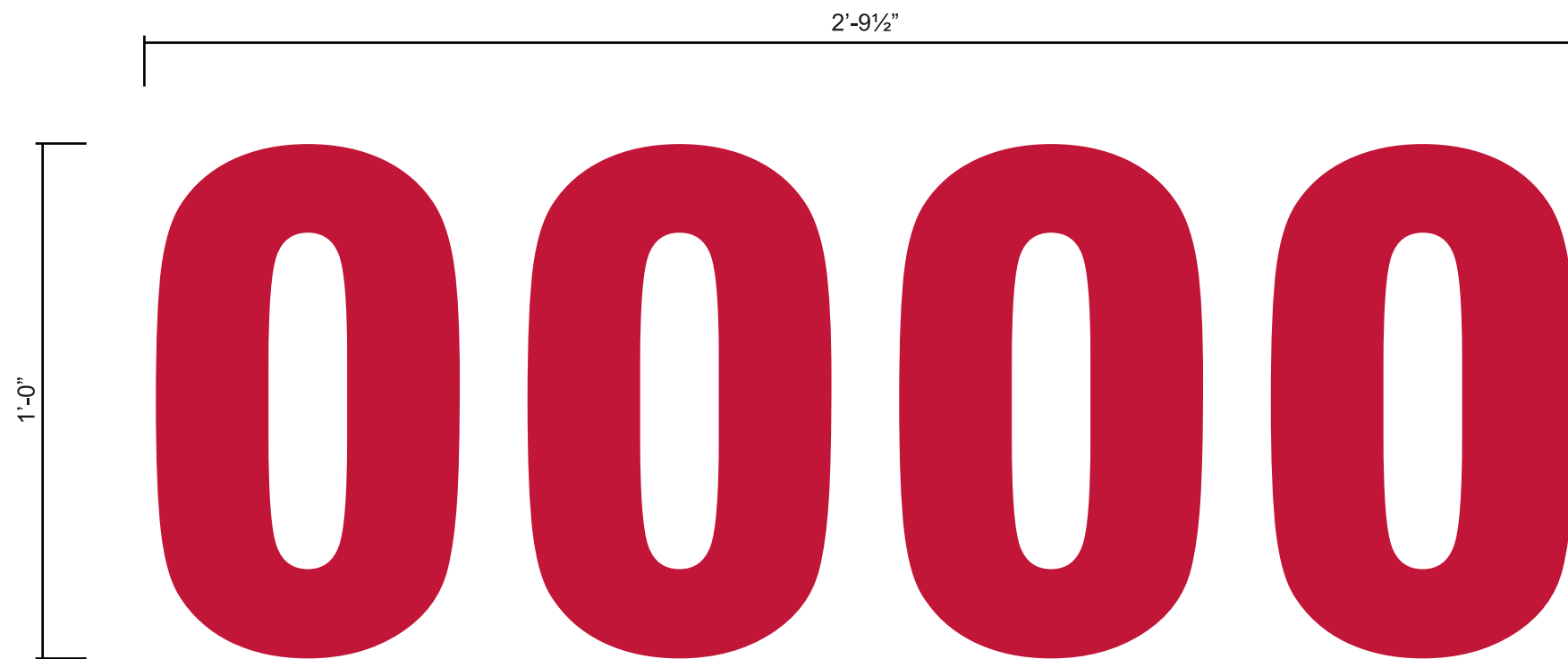
This sign intended to be in accordance with the requirements of Article 600 of the National Electrical Code and/or other applicable local codes. This includes proper grounding and bonding of this sign.

Revisions:

03/22/16 SD Change site plan, add col sign, h/c sign
04/04/16 SD Change site plan, change pylon and monument, Remove option

Drawing Number
27072
 R2





H NEW SINTRA ADDRESS NUMERALS

SPECIFICATIONS:

- NUMERALS: TO BE 1/2" THICK FLAT-CUT NON-ILLUMINATED SINTRA NUMERALS WITH FACES AND RETURNS EDGES TO BE PAINTED MATHEWS RED MP 10252.
- MOUNTING: NUMERALS TO BE FLUSH MOUNTED TO FASCIA WITH THREADED ROD INTO LETTER BACKS & SET INTO PRE-DRILLED HOLES WITH SILICONE.



NEW SINTRA NON-ILLUMINATED ADDRESS NUMERALS

SCALE: 3" = 1'

THIS IS AN ORIGINAL UNPUBLISHED DRAWING CREATED FOR YOUR PERSONAL USE IN CONNECTION WITH A PROJECT PLANNED FOR YOU BY NSMC. IT IS NOT TO BE SHOWN OUTSIDE YOUR ORGANIZATION NOR USED, REPRODUCED, COPIED OR EXHIBITED IN ANY FASHION UNLESS AUTHORIZED IN WRITING BY AN OFFICER OF NSMC

National Sign & MARKETING CORPORATION
 13580 5th St., Chino, CA 91710
 Tel 909.591.4742 Fax 909.591.9792
 e-mail : sales @nsmc.com
 Lic# 745030 - Exp. 01/31/18

Project: Chick-Fil-A
Address: SWC Sierra College & I-80, Rocklin, CA
Phone: _____ **Account Mgr.:** S. Rosenbloom
Designer: Duffy, S. **Scale:** Noted **Date:** 01/24/2016

Client Approval: _____

Date: _____

This sign intended to be in accordance with the requirements of Article 600 of the National Electrical Code and/or other applicable local codes. This includes proper grounding and bonding of this sign.

Revisions:

03/22/16 SD Change site plan, add rd sign, his sign
04/04/16 SD Change site plan, change pylon and monument, Remove option

Drawing Number
27072
 R2



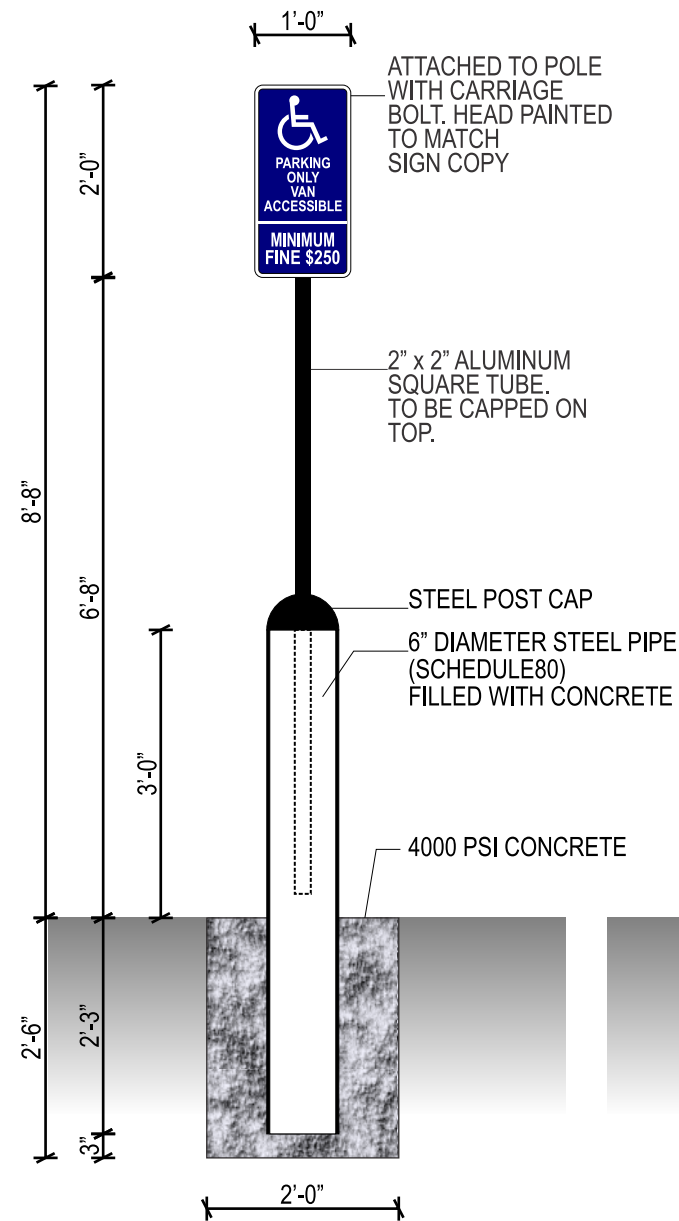
**BOLLARD TO BE SET BY OTHERS
FINISHED WITH POST AND PANEL SIGN BY NSMC**

Specifications:

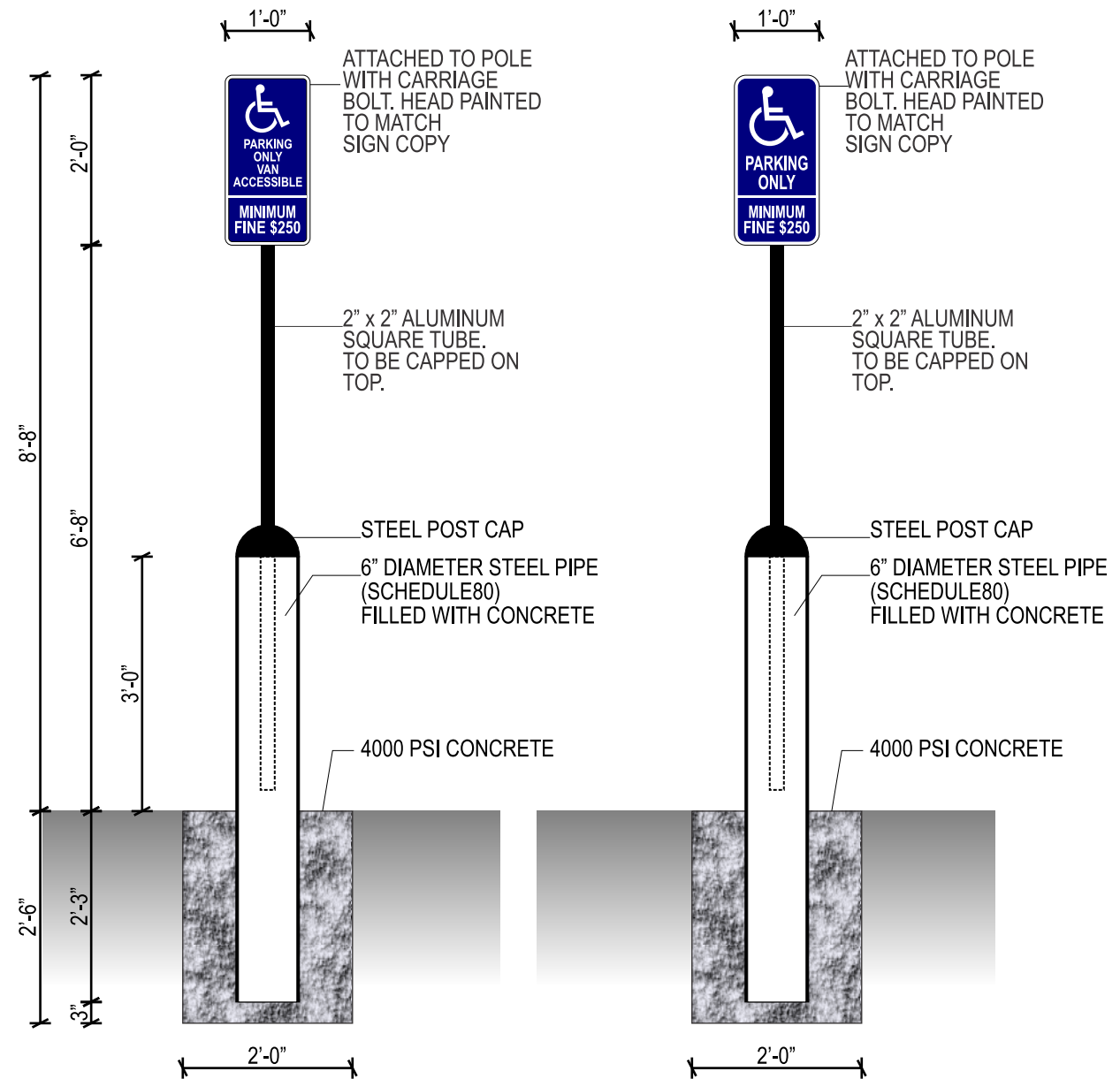
PANEL: .080 ALUMINUM PANELS WITH 1" RADIUS CORNERS, ATTACHED TO POLE WITH CARRIAGE BOLTS. BACKS PAINTED MATTE BLACK.
 BACKGROUND: REFLECTIVE WHITE.
 COPY & GRAPHICS: TO BE REFLECTIVE PANTONE REFLEX BLUE, PANTONE 3282 C, AND WHITE
 POST: 2" X 2" ALUMINUM POLE CAPPED ON TOP, WITH 6" DIAMETER STEEL PIPE BOLLARD FILLED WITH CONCRETE AND CAPPED ON TOP. ALL COMPONENTS TO BE PAINTED MATTE BLACK.
 FOOTING: CONCRETE FOOTING PER CITY REGULATIONS.



I NEW HANDICAP PARKING SIGNS



J Q NEW HANDICAP PARKING SIGNS



NON-ILLUMINATED HANDICAPPED PARKING SIGN

SCALE: 1/2" = 1'

THIS IS AN ORIGINAL UNPUBLISHED DRAWING CREATED FOR YOUR PERSONAL USE IN CONNECTION WITH A PROJECT PLANNED FOR YOU BY NSMC. IT IS NOT TO BE SHOWN OUTSIDE YOUR ORGANIZATION NOR USED, REPRODUCED, COPIED OR EXHIBITED IN ANY FASHION UNLESS AUTHORIZED IN WRITING BY AN OFFICER OF NSMC



Project: Chick-Fil-A
Address: SWC Sierra College & I-80, Rocklin, CA
Phone: _____ **Account Mgr.** S. Rosenbloom
Designer: Duffy, S. **Scale:** Noted **Date:** 01/24/2016

Client Approval: _____
 Date: _____

This sign intended to be in accordance with the requirements of Article 600 of the National Electrical Code and/or other applicable local codes. This includes proper grounding and bonding of this sign.

Revisions:
 03/22/16 SD Change site plan, add cd sign, his sign
 04/04/16 SD Change site plan, change pylon and monument, Remove option


Drawing Number
27072
 R2



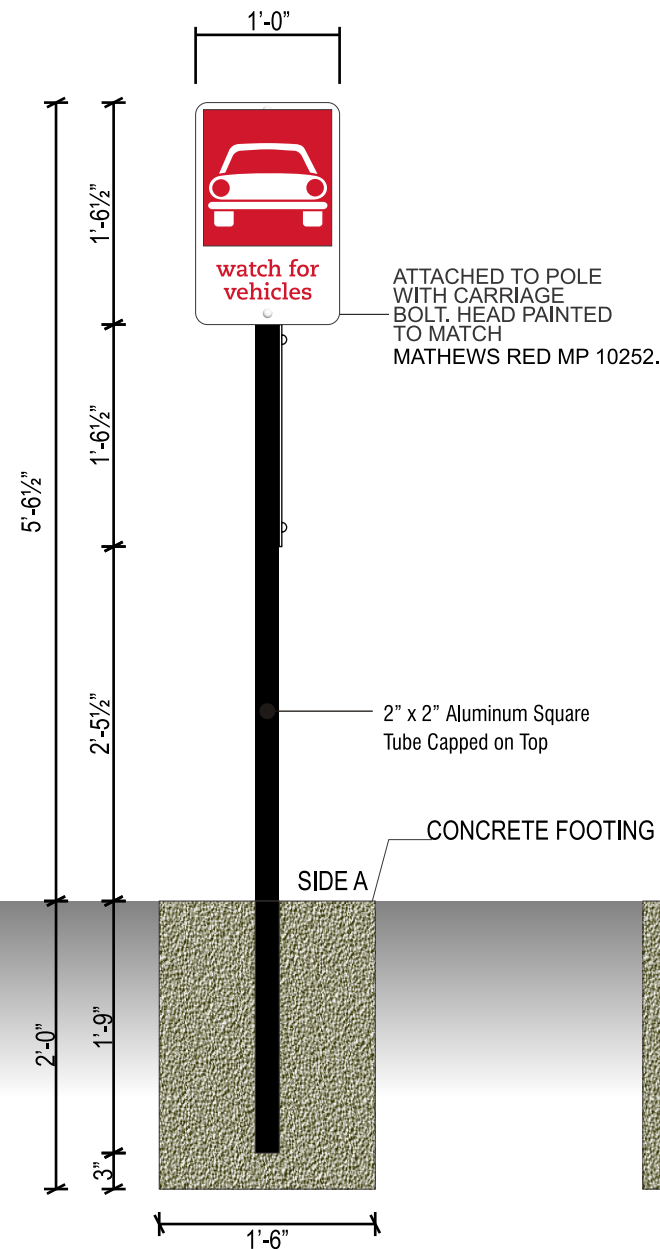
Specifications:

PANEL: .080 ALUMINUM PANELS WITH 1" RADIUS CORNERS. ATTACHED TO POLE WITH CARRIAGE BOLTS. BACKS PAINTED MATTE BLACK.
 BACKGROUND: REFLECTIVE WHITE.
 COPY & GRAPHICS: TO BE REFLECTIVE PANTONE 186C, AND WHITE
 POST: 2" X 2" ALUMINUM POLE PAINTED MATTE BLACK.
 FOOTING: CONCRETE FOOTING PER CITY REGULATIONS.

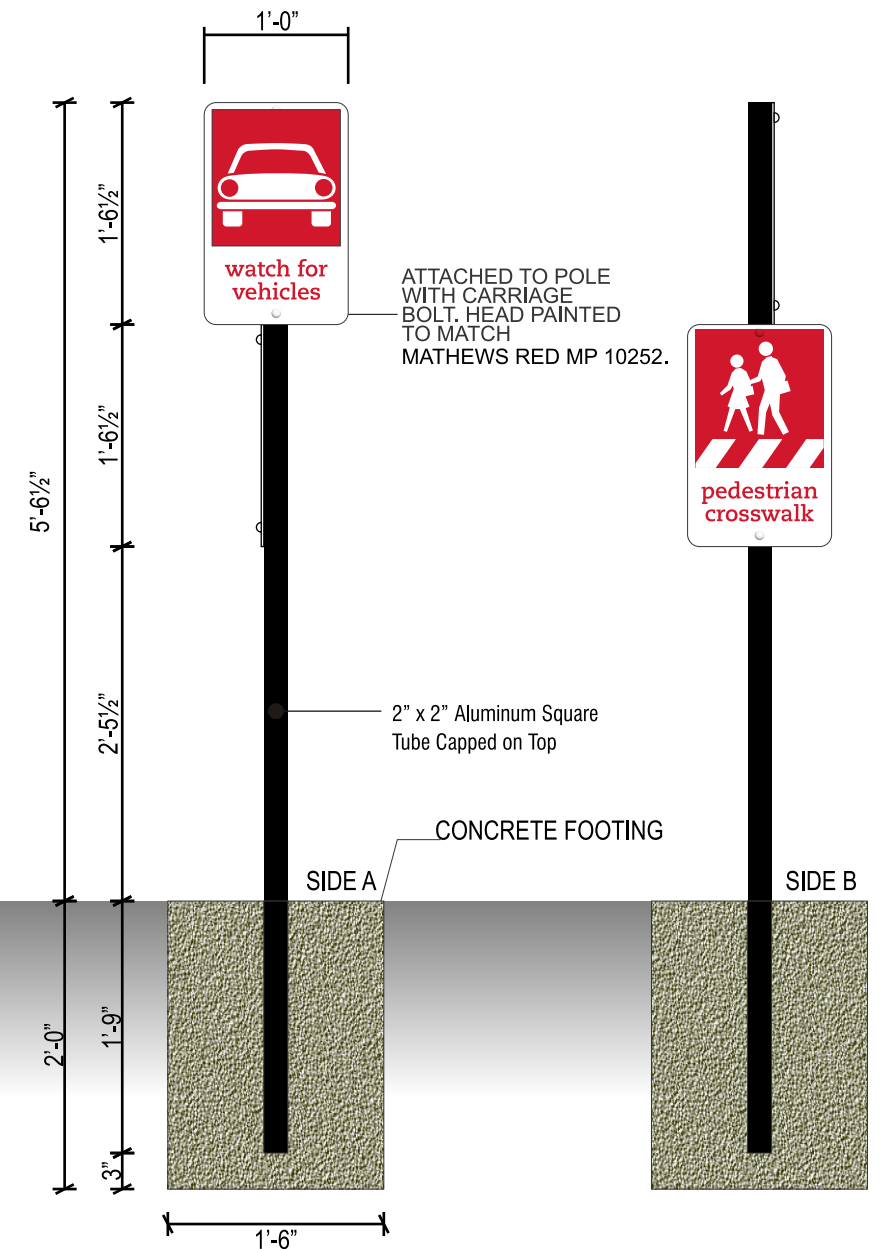
 PANTONE 186 C RED
 MATTHEWS #N6425SP WHITE
 MATTE BLACK / MP 929



K NEW PEDESTRIAN SIGNS



L NEW PEDESTRIAN SIGNS



NON-ILLUMINATED PEDESTRIAN CROSSWALK AND VEHICLE CROSSING SIGNS

SCALE: 3/4" = 1'

THIS IS AN ORIGINAL UNPUBLISHED DRAWING CREATED FOR YOUR PERSONAL USE IN CONNECTION WITH A PROJECT PLANNED FOR YOU BY NSMC. IT IS NOT TO BE SHOWN OUTSIDE YOUR ORGANIZATION NOR USED, REPRODUCED, COPIED OR EXHIBITED IN ANY FASHION UNLESS AUTHORIZED IN WRITING BY AN OFFICER OF NSMC



National Sign & MARKETING CORPORATION
 13580 5th St., Chino, CA 91710
 Tel 909.591.4742 Fax 909.591.9792
 e-mail : sales @nsmc.com
 Lic# 745030 - Exp. 01/31/18

Project: Chick-Fil-A
Address: SWC Sierra College & I-80, Rocklin, CA
Phone: _____ **Account Mgr.:** S. Rosenbloom
Designer: Duffy, S. **Scale:** Noted **Date:** 01/24/2016

Client Approval: _____

Date: _____

This sign intended to be in accordance with the requirements of Article 600 of the National Electrical Code and/or other applicable local codes. This includes proper grounding and bonding of this sign.



Revisions:
 03/22/16 SD Change site plan, add rd sign, his sign
 04/04/16 SD Change site plan, change pylon and monument, Remove option

Drawing Number
27072
 R2



Specifications:

PANEL: .080 ALUMINUM PANELS WITH 1" RADIUS CORNERS. ATTACHED TO POLE WITH CARRIAGE BOLTS. BACKS PAINTED MATTE BLACK.

BACKGROUND: REFLECTIVE WHITE.

COPY & GRAPHICS: TO BE REFLECTIVE PANTONE 186C, AND WHITE

POST: 2" X 2" ALUMINUM POLE PAINTED MATTE BLACK.

FOOTING: CONCRETE FOOTING PER CITY REGULATIONS.

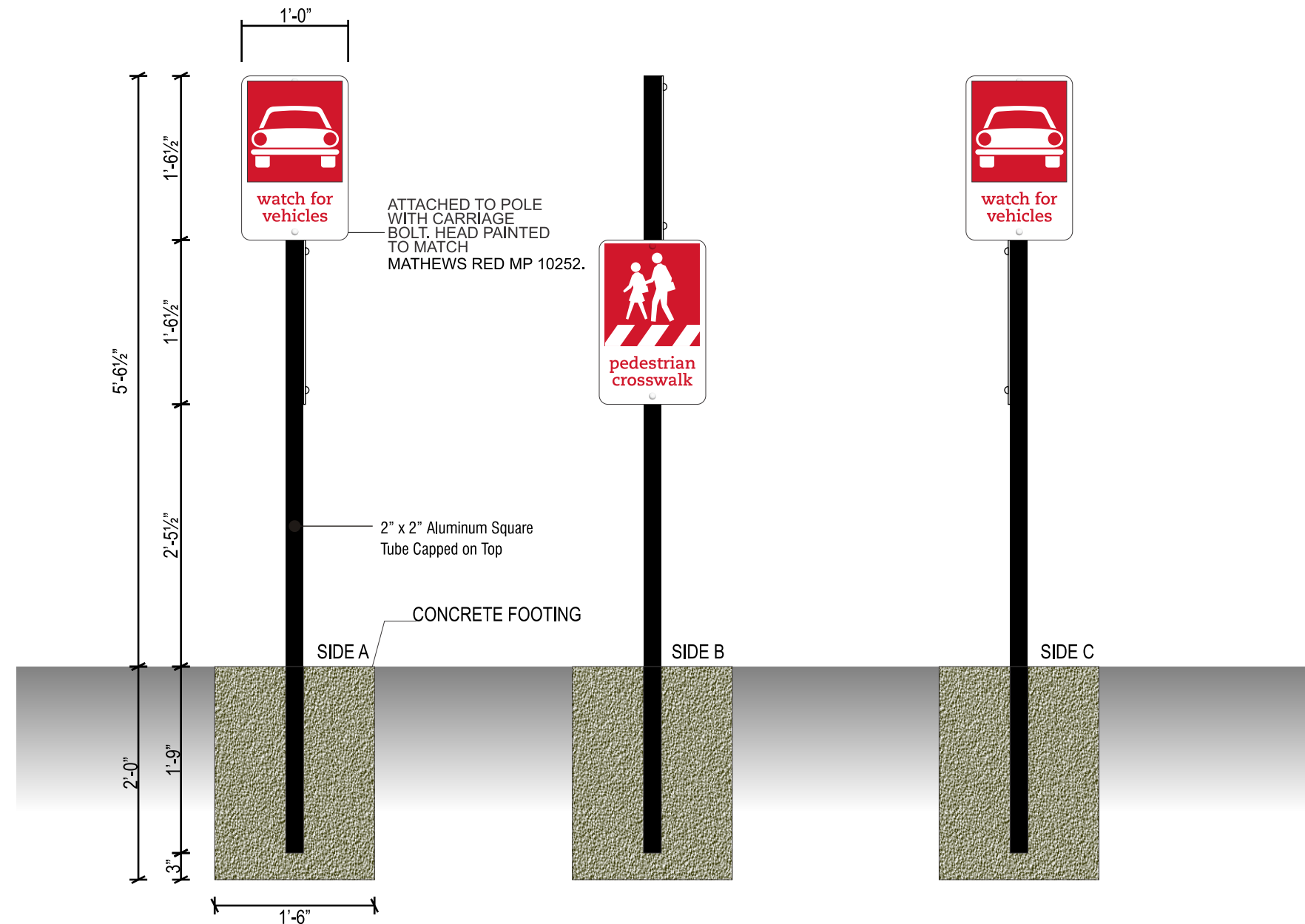
 PANTONE 186 C RED

 MATHEWS #N6425SP WHITE

 MATTE BLACK / MP 929



 NEW PEDESTRIAN SIGNS



NON-ILLUMINATED PEDESTRIAN CROSSWALK AND VEHICLE CROSSING SIGNS

SCALE: 3/4" = 1'

THIS IS AN ORIGINAL UNPUBLISHED DRAWING CREATED FOR YOUR PERSONAL USE IN CONNECTION WITH A PROJECT PLANNED FOR YOU BY NSMC. IT IS NOT TO BE SHOWN OUTSIDE YOUR ORGANIZATION NOR USED, REPRODUCED, COPIED OR EXHIBITED IN ANY FASHION UNLESS AUTHORIZED IN WRITING BY AN OFFICER OF NSMC



National Sign & Marketing Corporation
 13580 5th St., Chino, CA 91710
 Tel 909.591.4742 Fax 909.591.9792
 e-mail : sales @nsmc.com
 Lic# 745030 - Exp. 01/31/18

Project: Chick-Fil-A
Address: SWC Sierra College & I-80, Rocklin, CA
Phone: _____ **Account Mgr.:** S. Rosenbloom
Designer: Duffy, S. **Scale:** Noted **Date:** 01/24/2016

Client Approval: _____

Date: _____

This sign intended to be in accordance with the requirements of Article 600 of the National Electrical Code and/or other applicable local codes. This includes proper grounding and bonding of this sign.



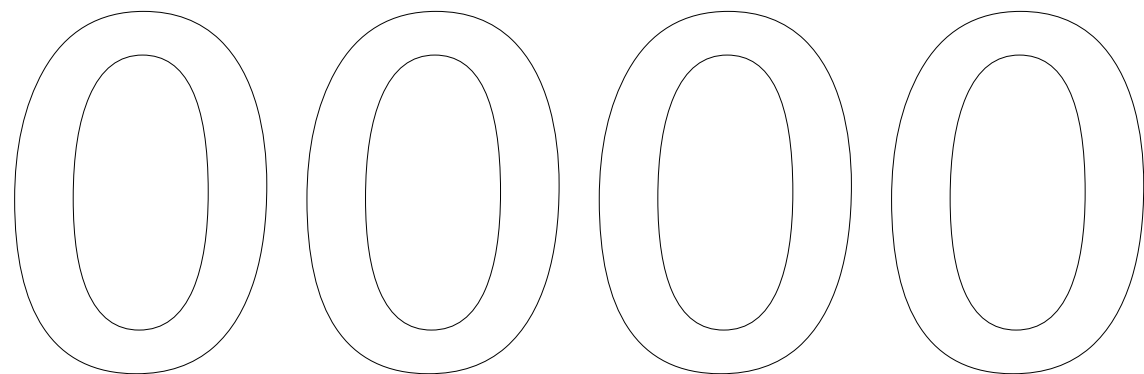
Revisions:

03/22/16 SD Change site plan, add rd sign, his sign
 04/04/16 SD Change site plan, change pylon and monument, Remove option

Drawing Number
27072
 R2



8"



12"

dining hours

1 1/2"

5/8"

11 3/4"

Monday - Saturday
6:30 a.m. - 10:00 p.m.
Closed Sunday
Free WiFi



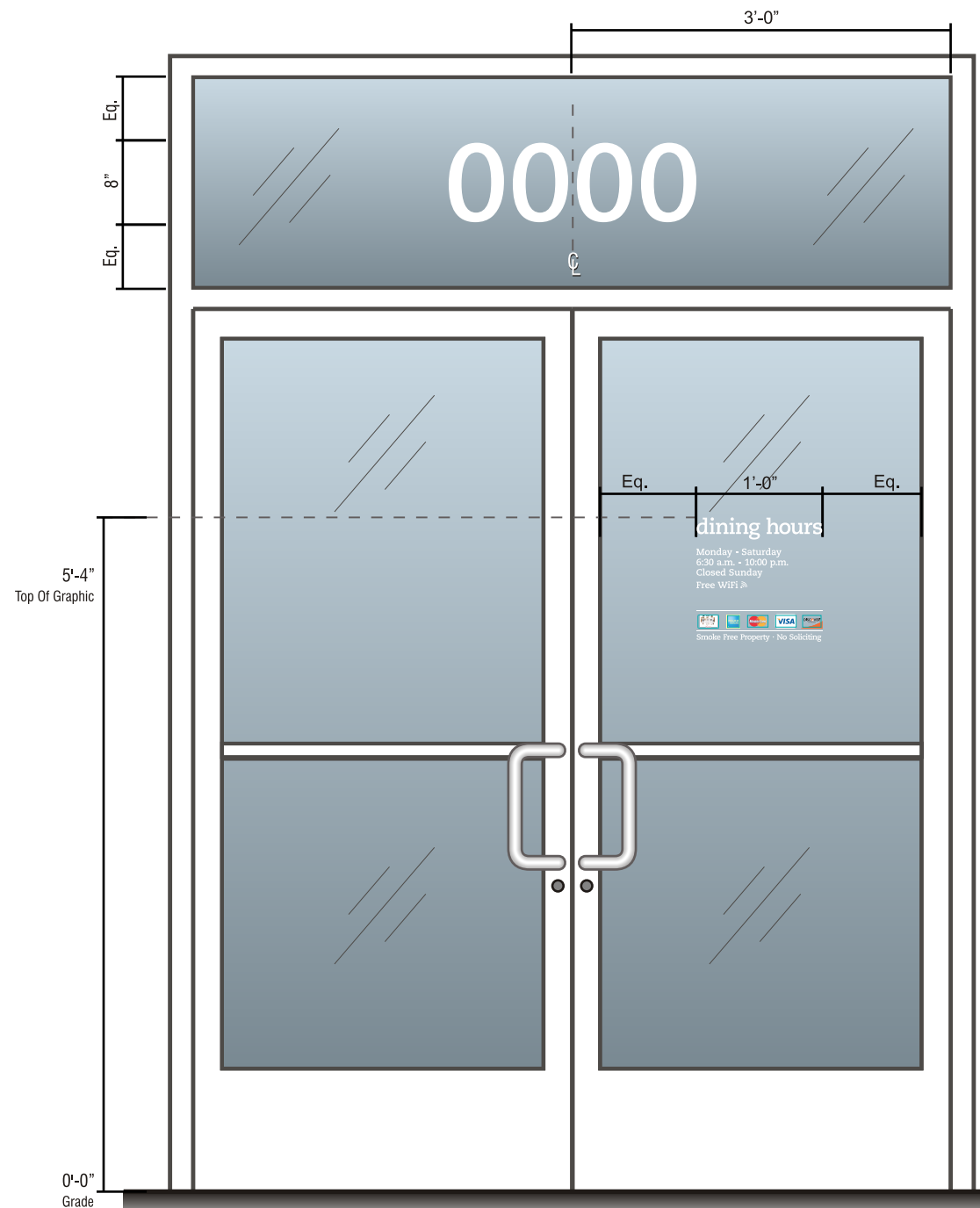
Smoke Free Property · No Soliciting

STORE HOURS TO BE VERIFIED

NEW WINDOW VINYL

WHITE DOOR WINDOW VINYL APPLIED SECOND SURFACE

SCALE: 3" = 1'



DOOR ELEVATION

SCALE: 3/4" = 1'

THIS IS AN ORIGINAL UNPUBLISHED DRAWING CREATED FOR YOUR PERSONAL USE IN CONNECTION WITH A PROJECT PLANNED FOR YOU BY NSMC. IT IS NOT TO BE SHOWN OUTSIDE YOUR ORGANIZATION NOR USED, REPRODUCED, COPIED OR EXHIBITED IN ANY FASHION UNLESS AUTHORIZED IN WRITING BY AN OFFICER OF NSMC



National Sign & MARKETING CORPORATION
13580 5th St., Chino, CA 91710
Tel 909.591.4742 Fax 909.591.9792
e-mail : sales @nsmc.com
Lic# 745030 - Exp. 01/31/18

Project: Chick-Fil-A
Address: SWC Sierra College & I-80, Rocklin, CA
Phone: _____ **Account Mgr.** S. Rosenbloom
Designer: Duffy, S. **Scale:** Noted **Date:** 01/24/2016

Client Approval: _____
Date: _____

This sign intended to be in accordance with the requirements of Article 600 of the National Electrical Code and/or other applicable local codes. This includes proper grounding and bonding of this sign.

Revisions:
03/22/16 SD Change site plan, add cd sign, h/c sign
04/04/16 SD Change site plan, change pylon and monument, Remove option

Drawing Number
27072
R2

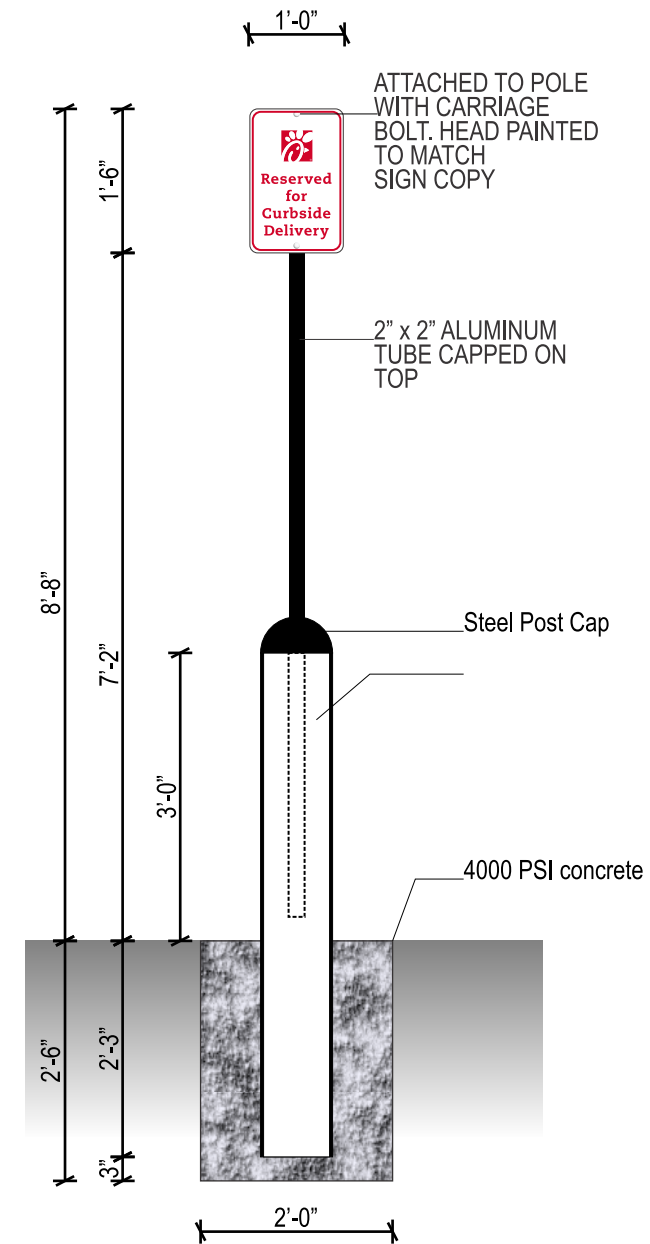


Specifications:

PANEL: .080 ALUMINUM PANELS WITH 1" RADIUS CORNERS. ATTACHED TO POLE WITH CARRIAGE BOLTS. BACKS PAINTED MATTE BLACK.
 BACKGROUND: REFLECTIVE WHITE.
 COPY & GRAPHICS: TO BE REFLECTIVE PANTONE 186C, AND WHITE
 POST: 2" X 2" ALUMINUM POLE CAPPED ON TOP PAINTED MATTE BLACK, WITH 6" DIAMETER STEEL PIPE BOLLARD FILLED WITH CONCRETE AND CAPPED ON TOP.
 FOOTING: CONCRETE FOOTING PER CITY REGULATIONS.

**BOLLARD TO BE SET BY OTHERS
 FINISHED WITH POST AND PANEL SIGN BY NSMC**

PANTONE 186 C RED
 MATTHEWS #N6425SP WHITE
 MATTE BLACK / MP 929



NON-ILLUMINATED CURBSIDE DELIVERY SIGN

SCALE: 1/2" = 1'-0"

THIS IS AN ORIGINAL UNPUBLISHED DRAWING CREATED FOR YOUR PERSONAL USE IN CONNECTION WITH A PROJECT PLANNED FOR YOU BY NSMC. IT IS NOT TO BE SHOWN OUTSIDE YOUR ORGANIZATION NOR USED, REPRODUCED, COPIED OR EXHIBITED IN ANY FASHION UNLESS AUTHORIZED IN WRITING BY AN OFFICER OF NSMC


National Sign & MARKETING CORPORATION
 13580 5th St., Chino, CA 91710
 Tel 909.591.4742 Fax 909.591.9792
 e-mail : sales @nsmc.com
 Lic# 745030 - Exp. 01/31/18

Project: Chick-Eil-A
Address: SWC Sierra College & I-80, Rocklin, CA
Phone: _____ **Account Mgr.** S. Rosenbloom
Designer: Duffy, S. **Scale:** Noted **Date:** 01/24/2016

Client Approval: _____
 Date: _____

This sign intended to be in accordance with the requirements of Article 600 of the National Electrical Code and/or other applicable local codes. This includes proper grounding and bonding of this sign.



Revisions:

03/22/16 SD Change site plan, add col sign, his sign
04/04/16 SD Change site plan, change pylon and monument, Remove option

Drawing Number
27072
 R2


ELECTRONIC SIGNS

KYNAR POWDER COAT FINISH

ALUMINUM 5"X5"X3/8" PLATE

1/4" ALUMINUM EYELET

#2 CLEVIS W/1/2" THRU BOLT

1 3/4" HANGER PIPE ASSEMBLY

1/8" ALUMINUM LOUVER RIVETED TO INSIDE CHANNEL TOP & BOTTOM EA.END. TYP. OF 5 EQ. SPACED

1/2" THREADED ROD W 1 1/4" TURNBUCKLE

#2 CLEVIS W/1/2" THRU BOLT

10"X2"X1/8" MIN. ALUMINUM BENT CHANNEL, TYP. @ PERIMETER (3 SIDES)

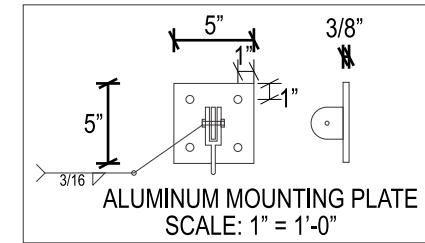
1/4" ALUMINUM EYELET

ALUMINUM 2"X2"X1/4" TUBE SUPPORT BEAM

ALUMINUM C5X1 1/2"X1/8" (MIN) TYP. ALL AROUND

EXISTING WOOD STUD WALL (MIN.2X6 STUDS @ 16" O.C.)

CMU NOTE: FOR ATTACHMENT TO STRUCTURAL MASONRY WALL. PROVIDE (4) 1/2" THREADED RODS EMBED 5" MIN. IN 5/8" DRILLED HOLES W/SIMPSON SET EPOXY



G.C TO SUPPLY
PRIMARY POWER SOURCE
ALL COMPONENTS
TO BE
U.L. LISTED & APPROVED

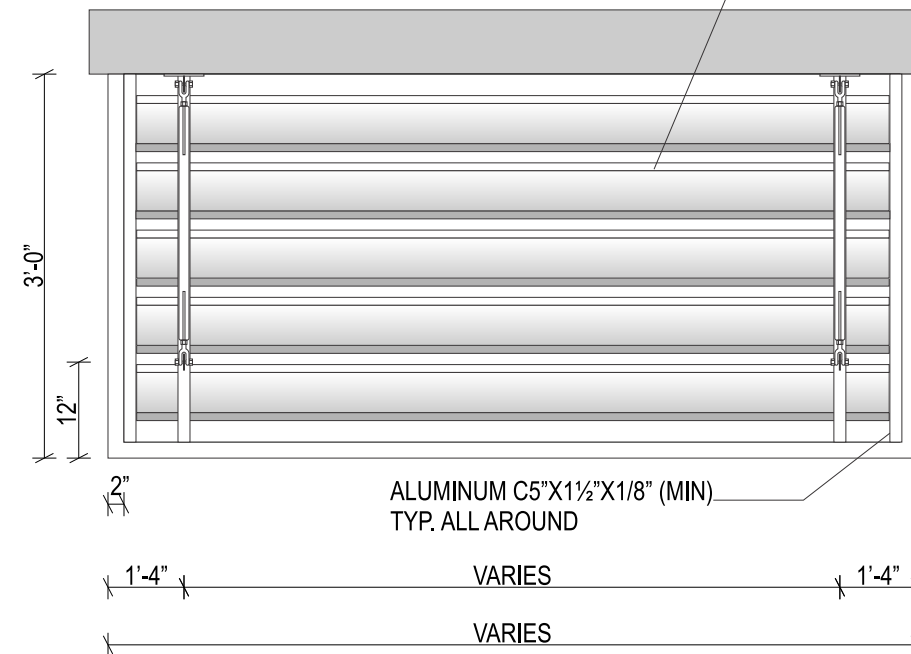
6"X8" WOOD BLOCK W/ A35 TOP & BOTTOM RO ADJUST STUD TYP. EA. END

(4) 1/2" THRU BOLTS W/ 2"X2"X3/16" WASHERS

5/16" LAG SCREW @ EA. STUD OR HEADER (16" MAX O.C.) W/3" MIN. EMBED. IN MEMBER

EXISTING WOOD HEADER

1/8" ALUMINUM LOUVER RIVETED TO INSIDE CHANNEL TOP & BOTTOM EA.END. TYP. OF 5 EQ. SPACED



NOTES:

1. ALL EXPOSED CANOPY COMPONENTS TO BE KYNAR 500, PREFINISHED
2. ALL HARDWARE SHALL BE POWDER COATED AND CONSIST OF NUTS AND BOLTS ONLY.
3. TOP OF CANOPY TO BE WATERTIGHT.
4. ALL ALUMINUM FINISHES AND HARDWARE TO HAVE PVD COATING
5. ALL WELDING TO BE PERFORMED USING MIG PROCESS ER-4043 .35" WELDING WIRE
6. PROVIDE TURN BUCKLE CONNECTION SHOWN AT 2'-0" MAX FROM EA. END OF CANOPY TO BE LIMITED TO 14'-0"
7. CONTRACTOR TO VERIFY EXISTENCE OF WALL FRAMING SHOWN AND ADD FRAMING SUPPORT MEMBERS IN EXISTING WALL AS NECESSARY.

- C1** NEW CANOPY 12'-2" X 3'-0"
- C3** NEW CANOPY 12'-2" X 3'-0"
- C4** NEW CANOPY 12'-2" X 3'-0"
- C7** NEW CANOPY 6'-7" X 3'-0"
- C8** NEW CANOPY 6'-7" X 3'-0"

New Louvered Aluminum Canopy

SCALE: 1/2" = 1'



THIS IS AN ORIGINAL UNPUBLISHED DRAWING CREATED FOR YOUR PERSONAL USE IN CONNECTION WITH A PROJECT PLANNED FOR YOU BY NSMC. IT IS NOT TO BE SHOWN OUTSIDE YOUR ORGANIZATION NOR USED, REPRODUCED, COPIED OR EXHIBITED IN ANY FASHION UNLESS AUTHORIZED IN WRITING BY AN OFFICER OF NSMC



Project: Chick-Fil-A
Address: SWC Sierra College & I-80, Rocklin, CA
Phone: _____ **Account Mgr.:** S. Rosenbloom
Designer: Duffy, S. **Scale:** Noted **Date:** 01/24/2016

Client Approval: _____

Date: _____

This sign intended to be in accordance with the requirements of Article 600 of the National Electrical Code and/or other applicable local codes. This includes proper grounding and bonding of this sign.

Revisions:
 03/22/16 SD Change site plan, add cd sign, his sign
 04/04/18 SD Change site plan, change pylon and monument, Remove option

Drawing Number
27072
 R2



KYNAR POWDER COAT FINISH

ALUMINUM 5"X5"X $\frac{3}{8}$ " PLATE

$\frac{1}{4}$ " ALUMINUM EYELET
 #2 CLEVIS W/ $\frac{1}{2}$ " THRU BOLT
 1 $\frac{3}{4}$ " HANGER PIPE ASSEMBLY
 1/8" ALUMINUM PANEL
 1/2" THREADED ROD W 1 $\frac{1}{4}$ " TURNBUCKLE

#2 CLEVIS W/ $\frac{1}{2}$ " THRU BOLT
 10"X2"X1/8" MIN. ALUMINUM BENT CHANNEL, TYP. @ PERIMETER (3 SIDES)

$\frac{1}{4}$ " ALUMINUM EYELET
 1/8" ALUMINUM SOFFIT

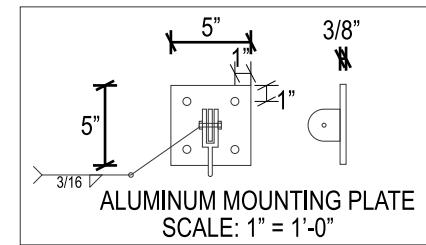
4" FULLY RECESSED 3000K LED COLOR TEMP LIGHT (900 LUMENS MINIMUM)
 PREFINISHED INTERLOCKING ALUMINUM SOFFIT (1/8" ALUMINUM)

EXISTING WOOD STUD WALL (MIN. 2X6 STUDS @ 16" O.C.)

NOTES:

1. ALL EXPOSED CANOPY COMPONENTS TO BE KYNAR 500, PREFINISHED
2. ALL HARDWARE SHALL BE POWDER COATED AND CONSIST OF NUTS AND BOLTS ONLY.
3. TOP OF CANOPY TO BE WATERTIGHT.
4. ALL ALUMINUM FINISHES AND HARDWARE TO HAVE PVD COATING
5. ALL WELDING TO BE PERFORMED USING MIG PROCESS ER-4043 .35" WELDING WIRE
6. PROVIDED TURN BUCKLE CONNECTION SHOWN AT EACH END OF CANOPY (14'-0" MAX O.C.)
7. CONTRACTOR TO VERIFY EXISTENCE OF WALL FRAMING SHOWN AND ADD FRAMING SUPPORT
8. MEMBERS IN EXISTING WALL AS NECESSARY

CMU NOTE: FOR ATTACHMENT TO STRUCTURAL MASONRY WALL. PROVIDE (4) $\frac{1}{2}$ " THREADED RODS EMBED 5" MIN. IN $\frac{5}{8}$ " DRILLED HOLES W/SIMPSON SET EPOXY



G.C TO SUPPLY
 PRIMARY POWER SOURCE
 ALL COMPONENTS
 TO BE
 U.L. LISTED & APPROVED

6"X8" WOOD BLOCK W/ A35 TOP & BOTTOM RO ADJUST STUD TYP. EA. END

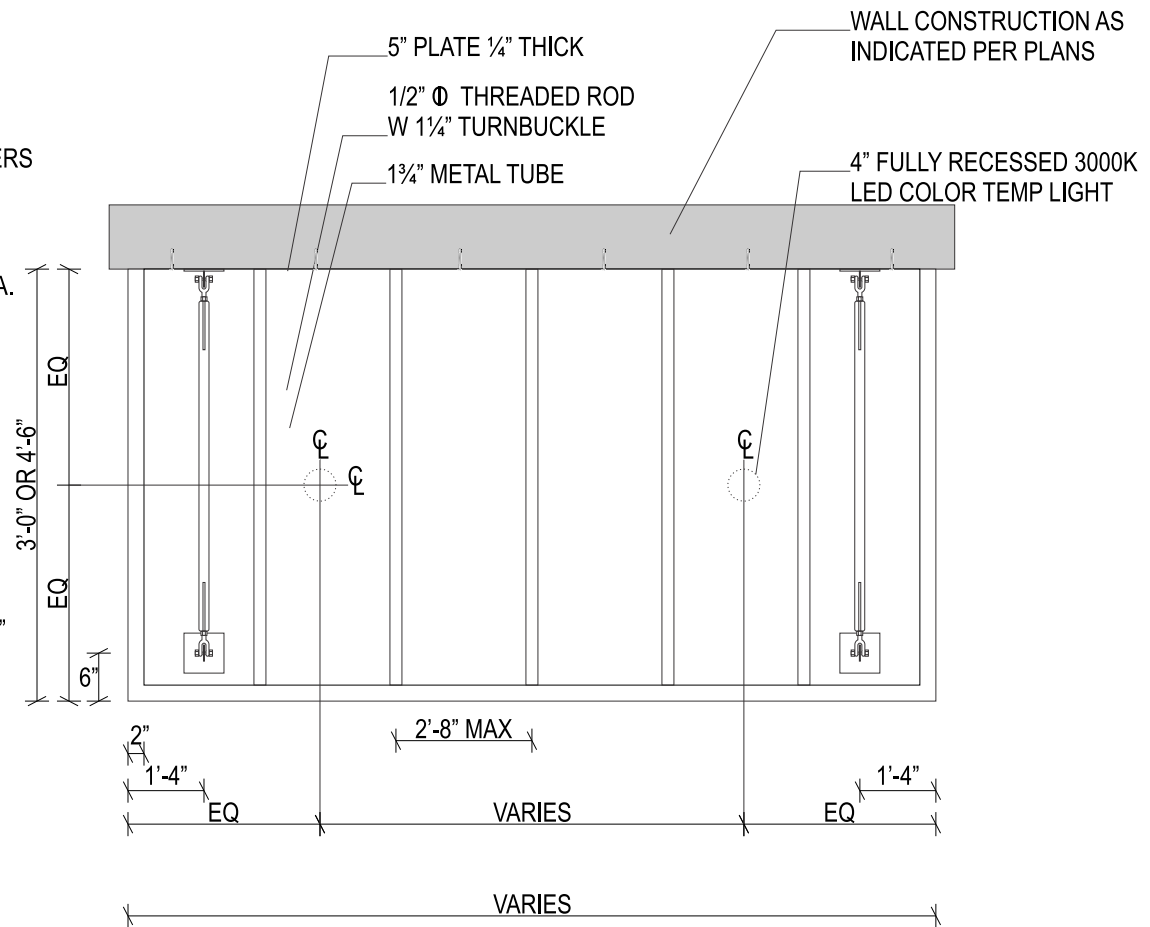
(4) $\frac{1}{2}$ " THRU BOLTS W/ 2"X2"X3/16" WASHERS

5/16" LAG SCREW @ EA. STUD OR HEADER (16" MAX O.C.) W/3" MIN. EMBED. IN MEMBER

ALUMINUM CHANNEL LEDGER 1 $\frac{1}{2}$ "X8 7/8"X1/8"

EXISTING WOOD HEADER

ALUMINUM SUPPORT CHANNEL 1 $\frac{1}{2}$ "X8 5/8"X1/8" @4'-0" MAX O.C.



- NEW CANOPY 8'-0" X 4'-6"
- NEW CANOPY 12'-2" X 3'-0"
- NEW CANOPY 8'-0" X 4'-6"

New Covered Illum. Aluminum Canopy

SCALE: $\frac{1}{2}$ " = 1'



THIS IS AN ORIGINAL UNPUBLISHED DRAWING CREATED FOR YOUR PERSONAL USE IN CONNECTION WITH A PROJECT PLANNED FOR YOU BY NSMC. IT IS NOT TO BE SHOWN OUTSIDE YOUR ORGANIZATION NOR USED, REPRODUCED, COPIED OR EXHIBITED IN ANY FASHION UNLESS AUTHORIZED IN WRITING BY AN OFFICER OF NSMC

National Sign & Marketing Corporation
 13580 5th St., Chino, CA 91710
 Tel 909.591.4742 Fax 909.591.9792
 e-mail : sales@nsmc.com
 Lic# 745030 - Exp. 01/31/18

Project: Chick-Fil-A
Address: SWC Sierra College & I-80, Rocklin, CA
Phone: _____ **Account Mgr.:** S. Rosenbloom
Designer: Duffy, S. **Scale:** Noted **Date:** 01/24/2016

Client Approval: _____

Date: _____

This sign intended to be in accordance with the requirements of Article 600 of the National Electrical Code and/or other applicable local codes. This includes proper grounding and bonding of this sign.

Revisions:

03/22/16 SD Change site plan, add cd sign, h/c sign
04/04/16 SD Change site plan, change pylon and monument, Remove option

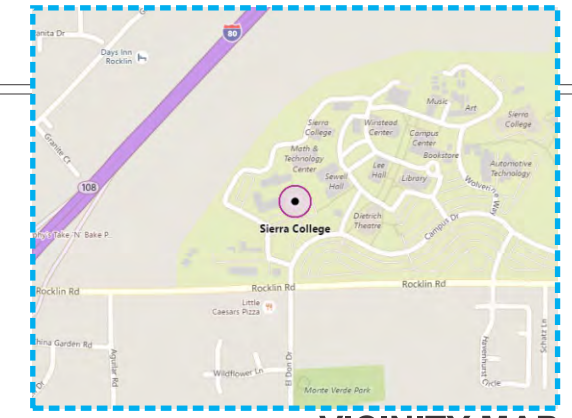
Drawing Number
27072
 R2



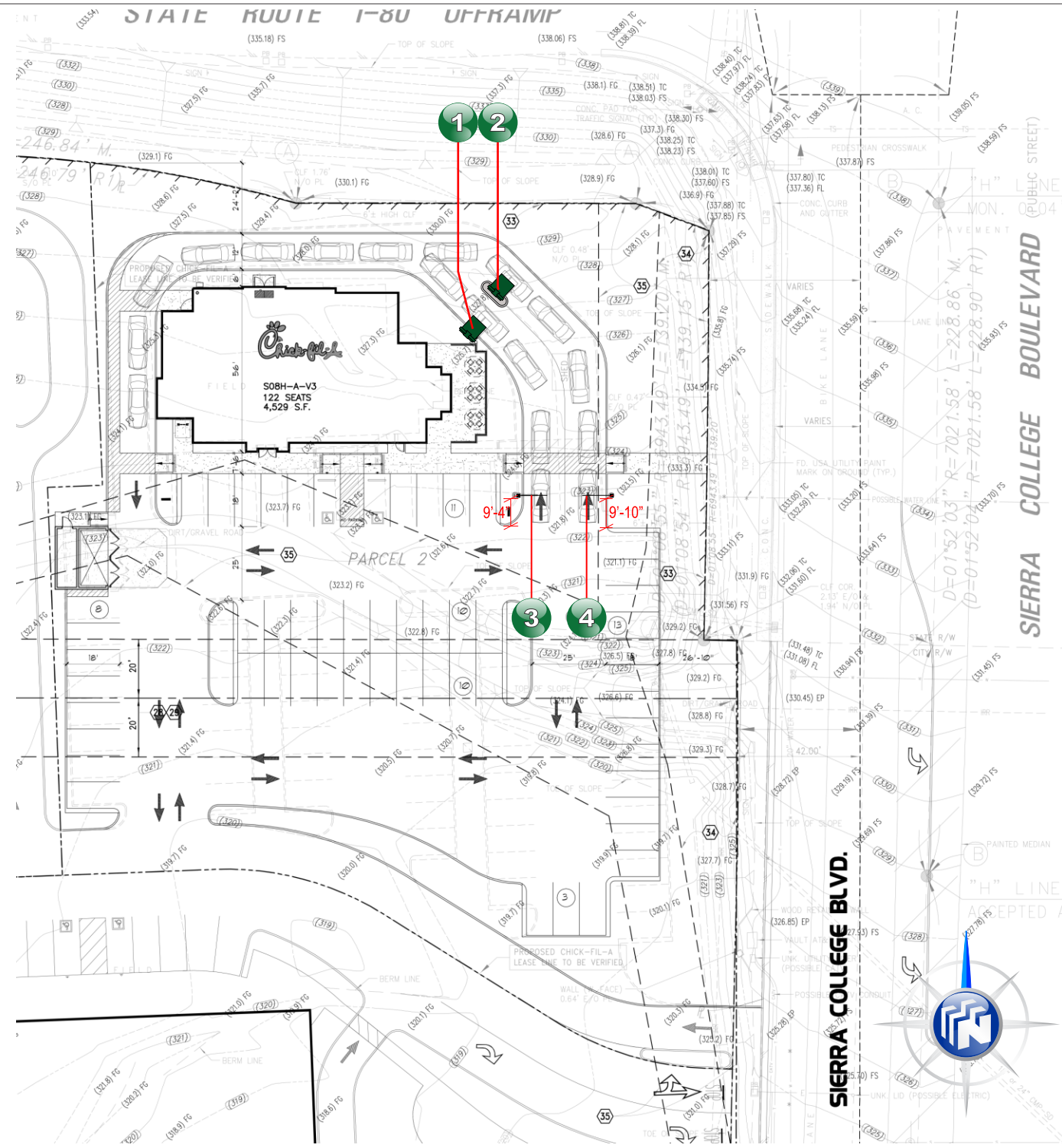
Scope of Work

Install Only Manufacturing By Others

- 1 2 DRIVE-THRU CANOPY
- 3 4 DRIVE-THRU CLEARANCE ARM
- 5 FLAG POLE



VICINITY MAP



NOTE:
ALL NEW SIGNAGE TO CONNECT
TO CLIENT PROVIDED ELECTRICAL
CIRCUITS

CHICK-FIL-A - Rocklin, CA. - Site Plan

SCALE: 1" = 50'-0"

THIS IS AN ORIGINAL UNPUBLISHED DRAWING CREATED FOR YOUR PERSONAL USE IN CONNECTION WITH A PROJECT PLANNED FOR YOU BY NSMC. IT IS NOT TO BE SHOWN OUTSIDE YOUR ORGANIZATION NOR USED, REPRODUCED, COPIED OR EXHIBITED IN ANY FASHION UNLESS AUTHORIZED IN WRITING BY AN OFFICER OF NSMC

National Sign & Marketing Corporation
13580 5th St., Chino, CA 91710
Tel 909.591.4742 Fax 909.591.9792
e-mail : sales@nsmc.com
Lic# 745030 - Exp. 01/31/18

Project: Chick-Fil-A
Address: SWC Sierra College & I-80, Rocklin, CA
Phone: _____ **Account Mgr.:** S. Rosenbloom
Designer: Duffy, S. **Scale:** Noted **Date:** 01/24/2016

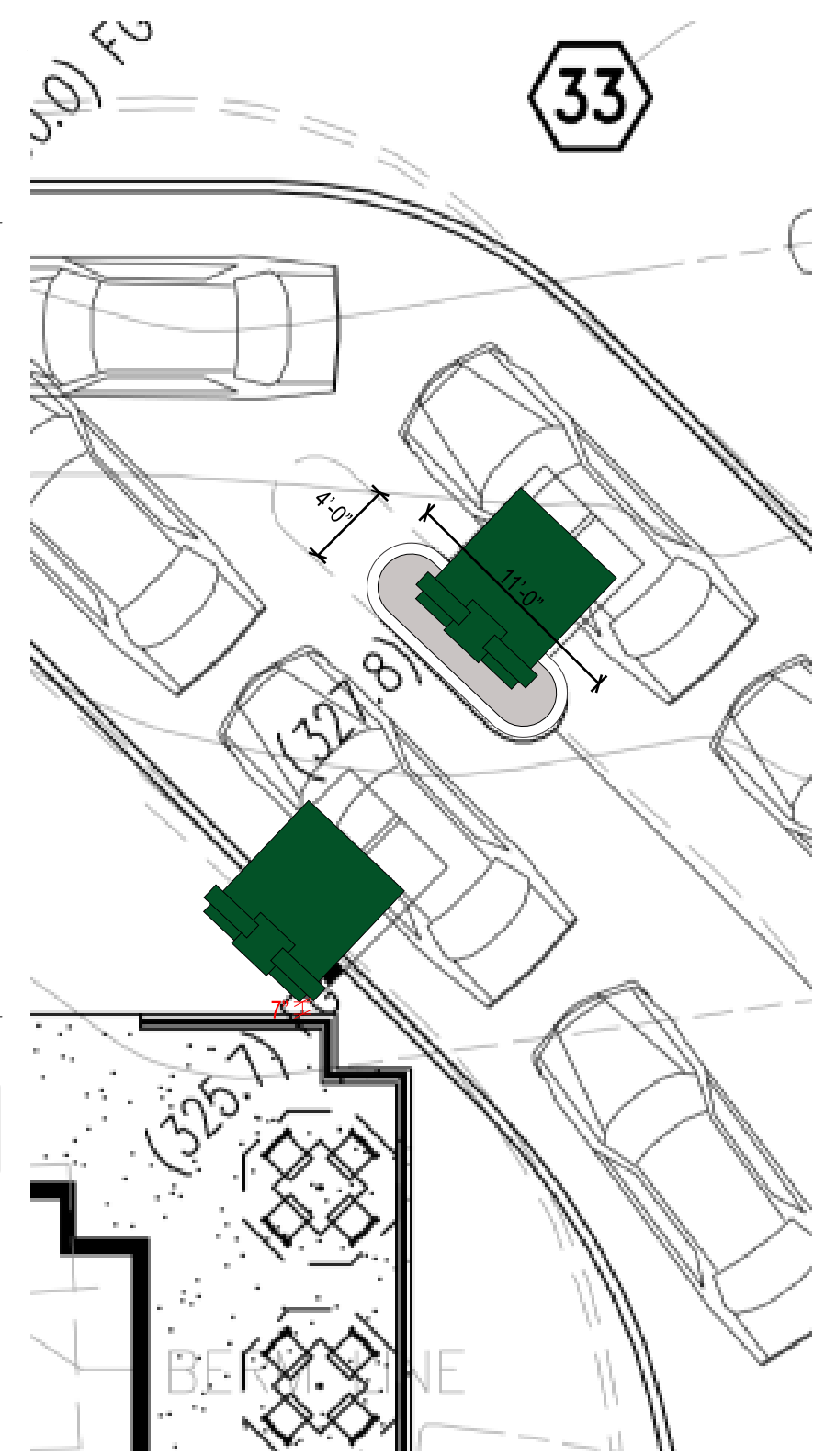
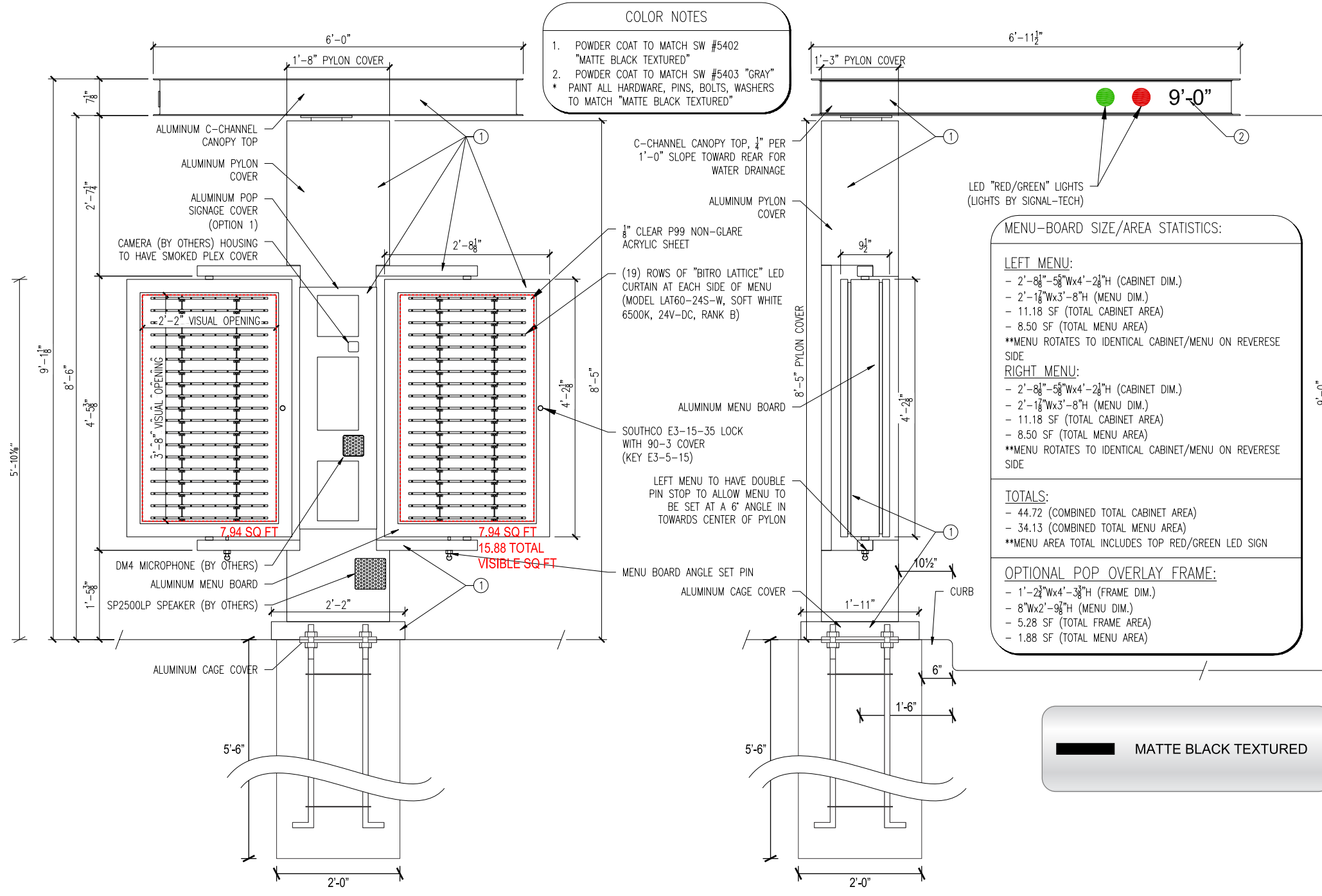
Client Approval: _____
Date: _____

This sign intended to be in accordance with the requirements of Article 600 of the National Electrical Code and/or other applicable local codes. This includes proper grounding and bonding of this sign.

Revisions:
03/22/16 SD Change site plan, add cd sign, hls sign
04/04/16 SD Change site plan, change pylon and monument, Remove option

Drawing Number
27072
R2
ADDENDUM 1

FOOTINGS BY OTHERS, FINAL SETTING BY NSMC



1 2 DRIVE-THRU CANOPY

DRIVE THRU CANOPY WITH MENU BOARD (TO BE FABRICATED BY OTHERS)

SCALE: 1/2" = 1'-0"

NOTE: ALL WORK TO COMPLY WITH 2013 CALIFORNIA ELECTRICAL CODE (CEC)

THIS IS AN ORIGINAL UNPUBLISHED DRAWING CREATED FOR YOUR PERSONAL USE IN CONNECTION WITH A PROJECT PLANNED FOR YOU BY NSMC. IT IS NOT TO BE SHOWN OUTSIDE YOUR ORGANIZATION NOR USED, REPRODUCED, COPIED OR EXHIBITED IN ANY FASHION UNLESS AUTHORIZED IN WRITING BY AN OFFICER OF NSMC

National Sign & Marketing Corporation
 13580 5th St., Chino, CA 91710
 Tel 909.591.4742 Fax 909.591.9792
 e-mail : sales@nsmc.com
 Lic# 745030 - Exp. 01/31/18

Project: Chick-Fil-A
Address: SWC Sierra College & I-80, Rocklin, CA
Phone: _____ **Account Mgr.:** S. Rosenbloom
Designer: Duffy, S. **Scale:** Noted **Date:** 01/24/2016

Client Approval: _____

Date: _____

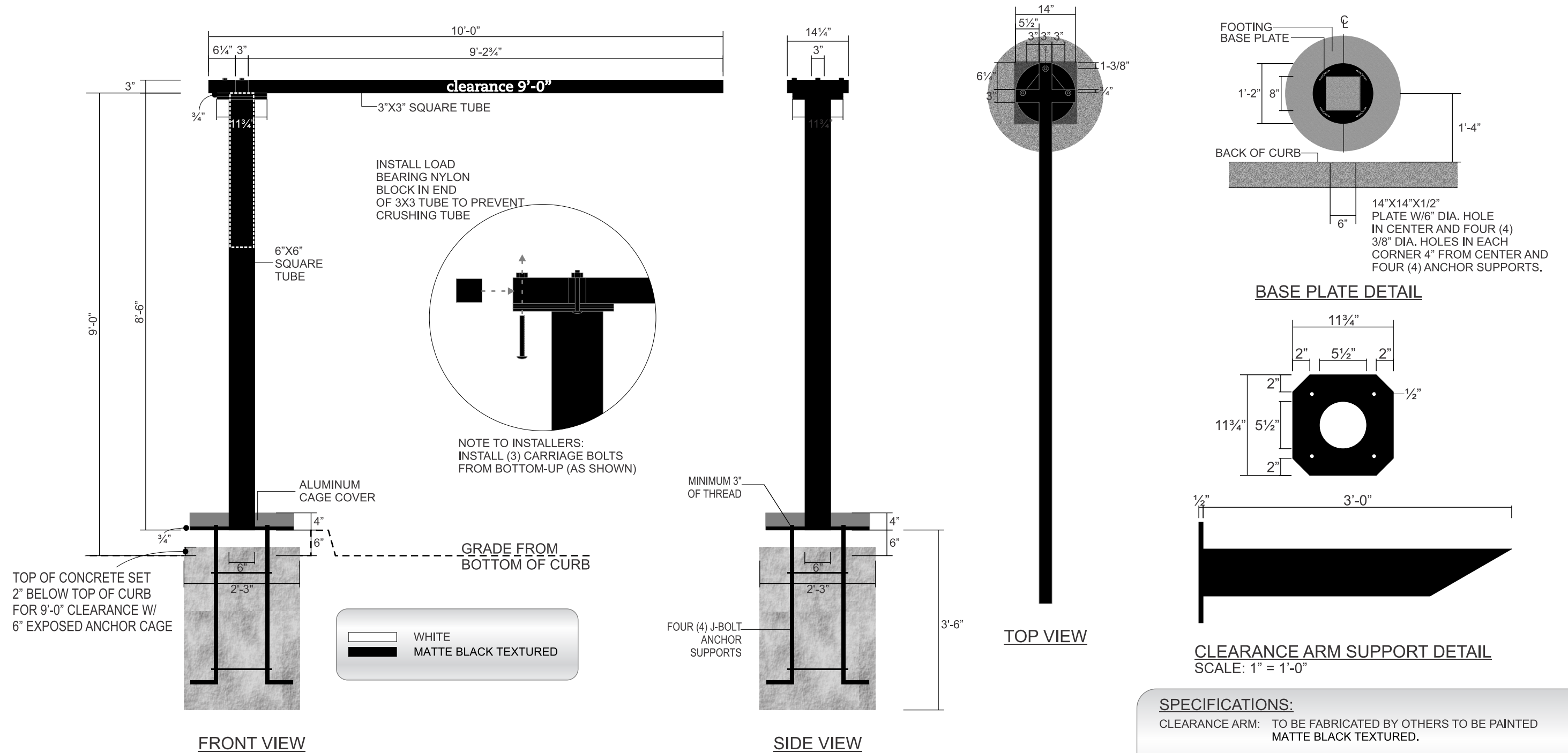
This sign intended to be in accordance with the requirements of Article 600 of the National Electrical Code and/or other applicable local codes. This includes proper grounding and bonding of this sign.

Revisions:

03/22/16 SD Change site plan, add cd sign, his sign
04/04/16 SD Change site plan, change pylon and monument, Remove option

Drawing Number
27072
 R2
ADDENDUM 1

FOOTINGS BY OTHERS, FINAL SETTING BY NSMC



3 DRIVE-THRU CLEARANCE ARM

CHICK-FIL-A - NEW CLEARANCE ARM (TO BE FABRICATED BY OTHERS)

SCALE: 1/2" = 1'-0"

SPECIFICATIONS:

CLEARANCE ARM: TO BE FABRICATED BY OTHERS TO BE PAINTED MATTE BLACK TEXTURED.

COPY: CLEARANCE COPY TO BE WHITE OPAQUE HIGH PERFORMANCE VINYL APPLIED FIRST SURFACE.

NOTES: STANDARD HEIGHT ACCORDING TO CLEARANCE, DRIVE THRU GRADE TO BOTTOM OF CLEARANCE BAR. HEIGHT OF CAGE WILL NEED TO BE ADJUSTED TO ACCOMMODATE THE DISTANCE BETWEEN THE BAR AND GRADE. THERE MUST BE AT LEAST 3" OF BOLT THREAD ABOVE BASE PLATE.

THIS IS AN ORIGINAL UNPUBLISHED DRAWING CREATED FOR YOUR PERSONAL USE IN CONNECTION WITH A PROJECT PLANNED FOR YOU BY NSMC. IT IS NOT TO BE SHOWN OUTSIDE YOUR ORGANIZATION NOR USED, REPRODUCED, COPIED OR EXHIBITED IN ANY FASHION UNLESS AUTHORIZED IN WRITING BY AN OFFICER OF NSMC

National Sign & Marketing Corporation
 13580 5th St., Chino, CA 91710
 Tel 909.591.4742 Fax 909.591.9792
 e-mail : sales@nsmc.com
 Lic# 745030 - Exp. 01/31/18

Project: Chick-Fil-A
Address: SWC Sierra College & I-80, Rocklin, CA
Phone: _____ **Account Mgr.:** S. Rosenbloom
Designer: Duffy, S. **Scale:** Noted **Date:** 01/24/2016

Client Approval: _____
 Date: _____

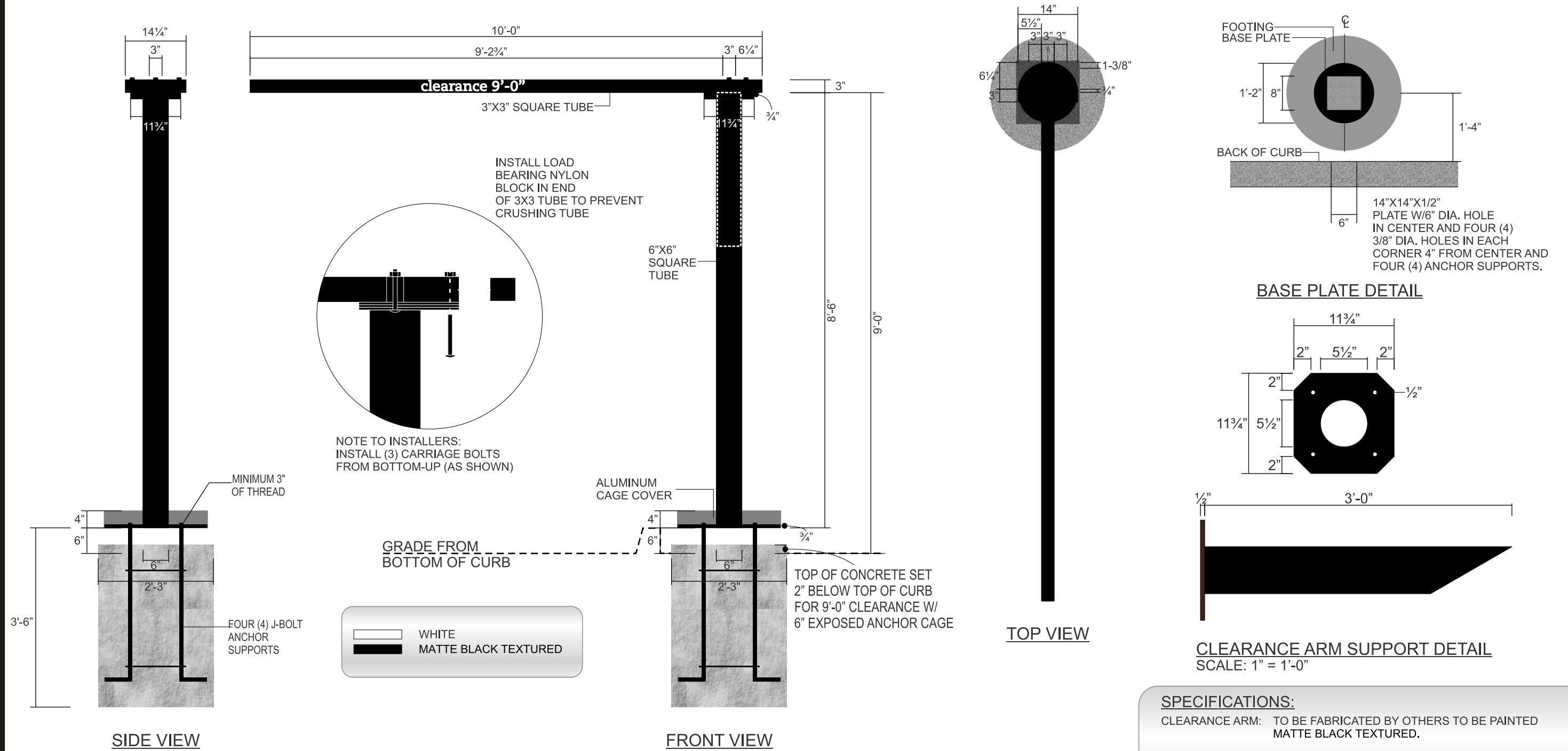
This sign intended to be in accordance with the requirements of Article 600 of the National Electrical Code and/or other applicable local codes. This includes proper grounding and bonding of this sign.

Revisions:

03/22/16 SD Change site plan, add cd sign, hls sign
04/04/16 SD Change site plan, change pylon and monument, Remove option

Drawing Number
27072
 R2
ADDENDUM 1

FOOTINGS BY OTHERS, FINAL SETTING BY NSMC



4 DRIVE-THRU CLEARANCE ARM

CHICK-FIL-A - NEW CLEARANCE ARM (TO BE FABRICATED BY OTHERS)

SCALE: 1/2" = 1'-0"

SPECIFICATIONS:

- CLEARANCE ARM:** TO BE FABRICATED BY OTHERS TO BE PAINTED MATTE BLACK TEXTURED.
- COPY:** CLEARANCE COPY TO BE WHITE OPAQUE HIGH PERFORMANCE VINYL APPLIED FIRST SURFACE.
- NOTES:** STANDARD HEIGHT ACCORDING TO CLEARANCE, DRIVE THRU GRADE TO BOTTOM OF CLEARANCE BAR. HEIGHT OF CAGE WILL NEED TO BE ADJUSTED TO ACCOMMODATE THE DISTANCE BETWEEN THE BAR AND GRADE. THERE MUST BE AT LEAST 3" OF BOLT THREAD ABOVE BASE PLATE.

THIS IS AN ORIGINAL UNPUBLISHED DRAWING CREATED FOR YOUR PERSONAL USE IN CONNECTION WITH A PROJECT PLANNED FOR YOU BY NSMC. IT IS NOT TO BE SHOWN OUTSIDE YOUR ORGANIZATION NOR USED, REPRODUCED, COPIED OR EXHIBITED IN ANY FASHION UNLESS AUTHORIZED IN WRITING BY AN OFFICER OF NSMC

National Sign & Marketing Corporation
 13580 5th St., Chino, CA 91710
 Tel 909.591.4742 Fax 909.591.9792
 e-mail : sales@nsmc.com
 Lic# 745030 - Exp. 01/31/18

Project: Chick-Fil-A
Address: SWC Sierra College & I-80, Rocklin, CA
Phone: _____ **Account Mgr.:** S. Rosenbloom
Designer: Duffy, S. **Scale:** Noted **Date:** 01/24/2016

Client Approval: _____

Date: _____

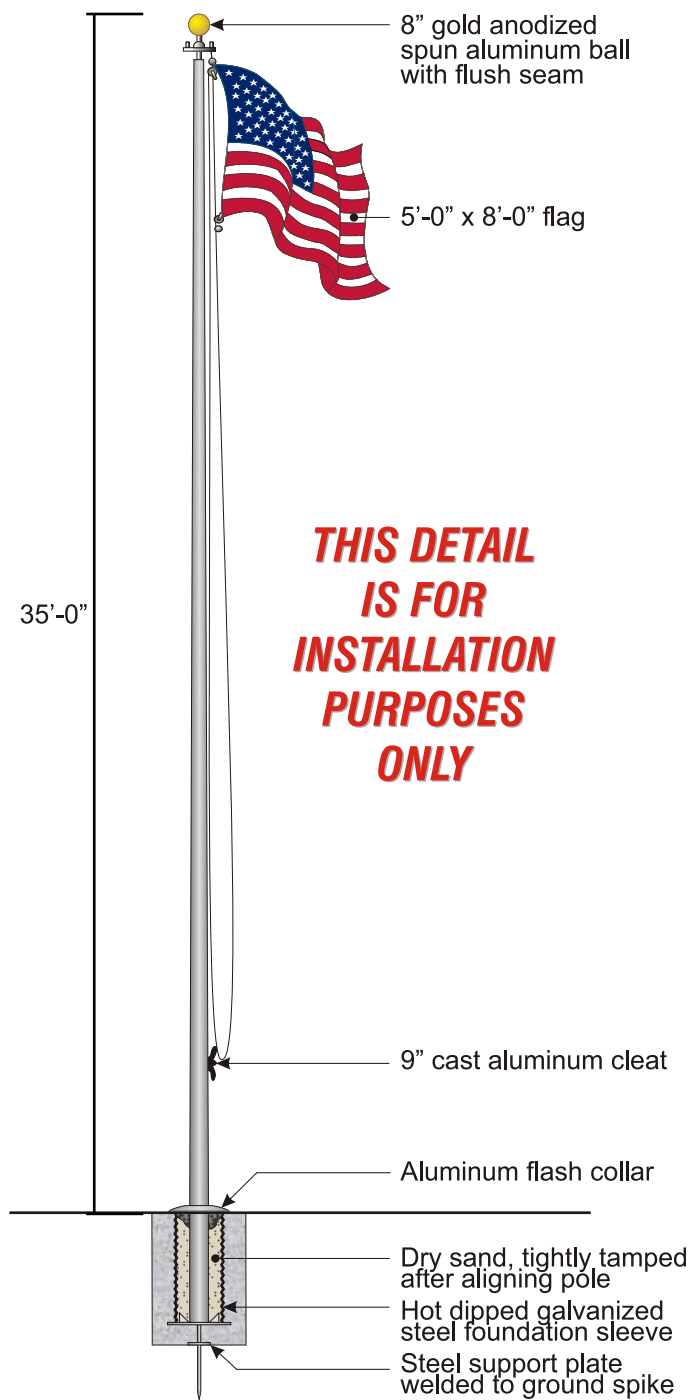
This sign intended to be in accordance with the requirements of Article 600 of the National Electrical Code and/or other applicable local codes. This includes proper grounding and bonding of this sign.

Revisions:

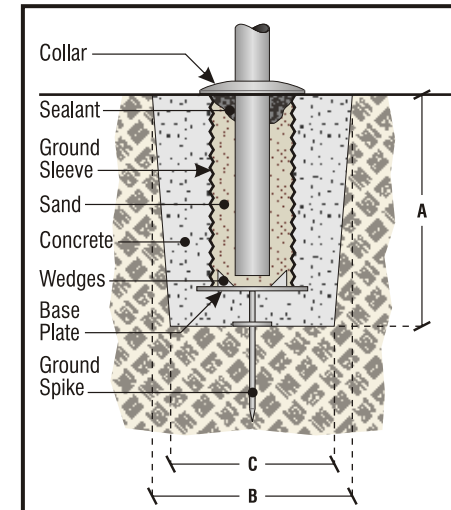
03/22/16 SD Change site plan, add cd sign, his sign
04/04/16 SD Change site plan, change pylon and monument, Remove option

Drawing Number
27072
 R2
ADDENDUM 1

FOOTINGS BY OTHERS, FINAL SETTING BY NSMC



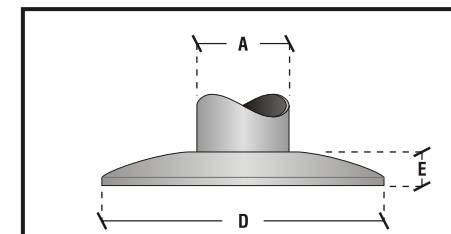
THIS DETAIL IS FOR INSTALLATION PURPOSES ONLY



GROUND SLEEVE SPECIFICATIONS Shaft Foundation Dimensions

Height	Butt Dia.	Sleeve Dia.	Depth A	Width B	Width C
20'	4"	6"			
20'	5"	8"			
25'	5"	8"			
25'	5½", 6"	10"			
30'	5"	8"			
30'	6"	10"			
35'	5"	8"			
35'	8", 7"	10"			
40'	7"	10"			
40'	8"	12"			
45'	8"	12"			
50'	8"	12"			
50'	10"	15"			
60'	10", 12"	15"			
70'	10", 12"	15"			
80'	12"	15"			

SEE ENGINEERING



STANDARD FLASH COLLAR

A	D	E
3" - 6"	12"	2½"
7" - 8"	16"	3"
10"	22"	3½"
12"	30"	4"

5 FLAG POLE
FLAG POLE
SCALE: NTS

THIS IS AN ORIGINAL UNPUBLISHED DRAWING CREATED FOR YOUR PERSONAL USE IN CONNECTION WITH A PROJECT PLANNED FOR YOU BY NSMC. IT IS NOT TO BE SHOWN OUTSIDE YOUR ORGANIZATION NOR USED, REPRODUCED, COPIED OR EXHIBITED IN ANY FASHION UNLESS AUTHORIZED IN WRITING BY AN OFFICER OF NSMC

National Sign & Marketing Corporation
13580 5th St., Chino, CA 91710
Tel 909.591.4742 Fax 909.591.9792
e-mail : sales @nsmc.com
Lic# 745030 - Exp. 01/31/18

Project: Chick-Fil-A
Address: SWC Sierra College & I-80, Rocklin, CA
Phone: _____ **Account Mgr.:** S. Rosenbloom
Designer: Duffy, S. **Scale:** Noted **Date:** 01/24/2016

Client Approval: _____
Date: _____

This sign intended to be in accordance with the requirements of Article 600 of the National Electrical Code and/or other applicable local codes. This includes proper grounding and bonding of this sign.

Revisions:
03/22/16 SD Change site plan, add col sign, his sign
04/04/16 SD Change site plan, change pylon and monument, Remove option

Drawing Number
27072
R2
ADDENDUM 1



NORTH ELEVATION



EAST ELEVATION



WEST ELEVATION




SOUTH ELEVATION

EXT. MATERIAL/FINISH SCHEDULE

FINISH DESCRIPTION	
FINISH	DESCRIPTION
MX	MISC
MX-1	NOT USED
MX-2	MANUFACTURER: PRODUCT/FINISH: METAL FLASHING / TRIM COLOR: TO MATCH PX-2 NOTES:
PX	PAINT & STAIN
PX-1	MANUFACTURER: PPG PITTSBURGH PAINTS PRODUCT/FINISH: PSX700 GLOSS EPOXY PAINT COLOR: TO MATCH SW# 6712 LIQUID GREEN - GLOSS CONTACT: 800-441-9695, www.ppgpittsburghpaints.com NOTES: EPOXY FINISH TO BE APPLIED TO METAL ROOF (15 YEAR FILM COATING & 5 YEAR FADE WARRANTY MIN)
PX-2	MANUFACTURER: SHERWIN WILLIAMS PRODUCT/FINISH: SW #6090 - GLOSS COLOR: SVA CONTACT: JOHN GASTON, 214.553.3940
PX-3	MANUFACTURER: SHERWIN WILLIAMS PRODUCT/FINISH: SW #7541 - SATIN COLOR: GRECIAN IVORY CONTACT: JOHN GASTON, 214.553.3940
PX-4	MANUFACTURER: SHERWIN WILLIAMS PRODUCT/FINISH: SW #8057 - SATIN COLOR: CHINESE RED CONTACT: JOHN GASTON, 214.553.3940
PX-5	MANUFACTURER: SHERWIN WILLIAMS PRODUCT/FINISH: SW #6116 - SATIN COLOR: TATAMI TAN CONTACT: JOHN GASTON, 214.553.3940
WFX	WALL FINISHES
WFX-1	MANUFACTURER: PRODUCT/FINISH: STUCCO W/ HEAVY SAND FLOAT FINISH COLOR: PAINTED PX-5 NOTES:
WFX-2	MANUFACTURER: ELDORADO STONE PRODUCT/FINISH: LEDGECUT33 COLOR: SAGE GROUT: DRY STACK INSTALLATION CONTACT: NOTES:
WFX-3	MANUFACTURER: PRODUCT/FINISH: STUCCO W/ HEAVY SAND FLOAT FINISH COLOR: PAINTED PX-3 NOTES:
WFX-4	MANUFACTURER: PRODUCT/FINISH: STUCCO W/ MONTEREY FINISH COLOR: PAINTED PX-4 NOTES:
WFX-5	MANUFACTURER: PRODUCT/FINISH: STUCCO W/ HEAVY SAND FLOAT FINISH COLOR: PAINTED PX-1 NOTES:
WFX-6	MANUFACTURER: PRODUCT/FINISH: STUCCO W/ HEAVY SAND FLOAT FINISH COLOR: PAINTED PX-2 NOTES:
AWX	AWNINGS
AWX-1	MANUFACTURER: SUNBRELLA PRODUCT/FINISH: TRIMMAGE OUTDOOR COLOR: GINGO GREEN (4685-0000)

SCALE: 1/4" = 1'-0"



ROCKLIN, CA

PROPOSED EXT. ELEVATIONS-A

ARCHITECTS ORANGE
www.architectsorange.com



03-14-16

2015-546

144 N ORANGE ST. ORANGE CA 92866 (714)639 9860

CLIENT



PROJECT
DEL TACO #XXXX

LOCATION
SIERRA COLLEGE BLVD/ IH
ROCKLIN, CA 95677

SHEET TITLE
SITE PLAN

ACCT. REP.
JENNIFER GALVIN
DESIGNER
GERALD MCCLUNG

DATE
03/16/16
SCALE
NOTED

CUSTOMER APPROVAL

UNLESS SPECIFIED, THIS DRAWING IS NOT FOR PRODUCTION. The information shown is for permitting and design intent only. Colors shown are representations of the indicated specifications, and may not be an exact match of the finished product.

© 2016 CNP Signs & Graphics

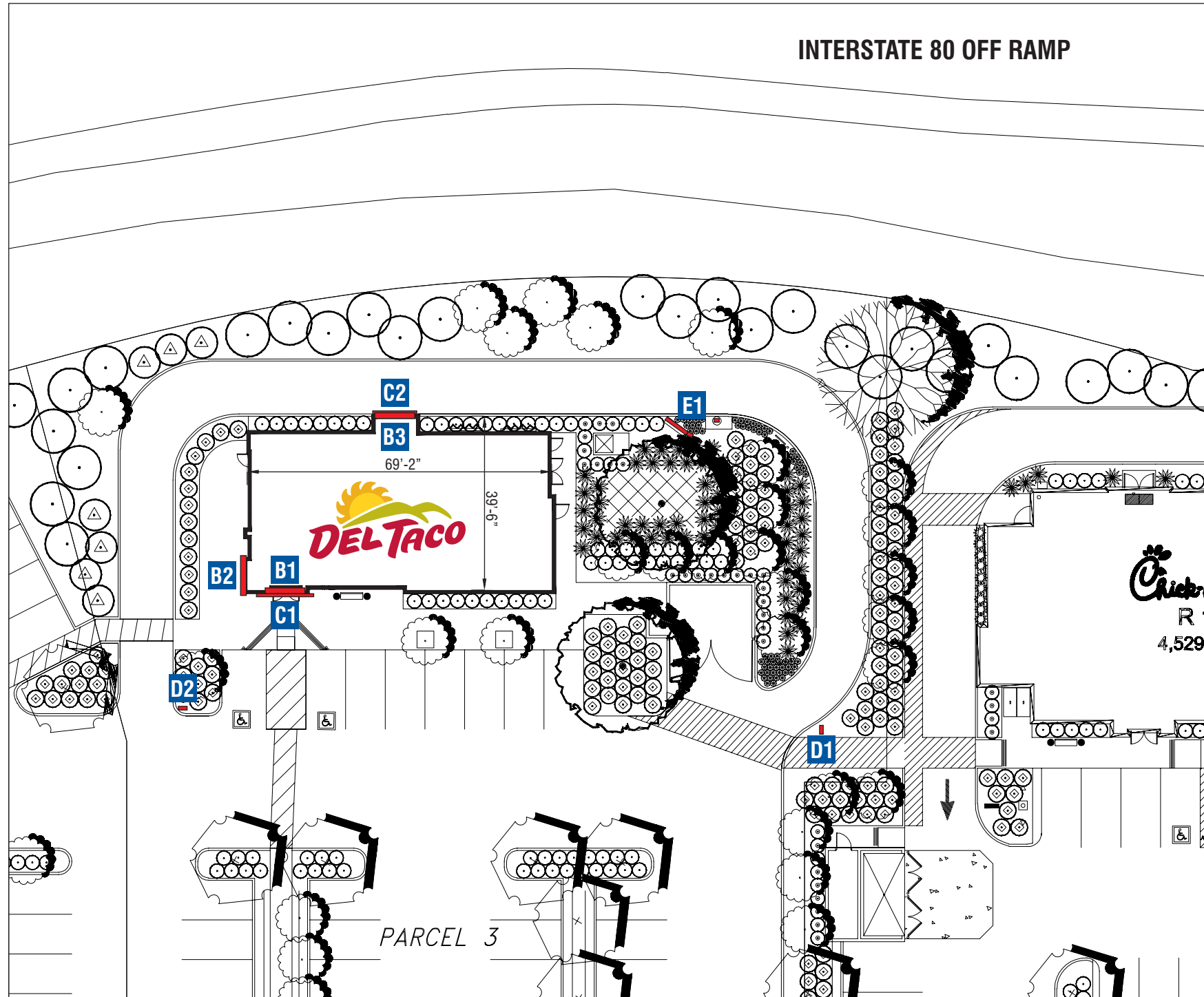
The original concepts and/or illustrations contained in this document/design are the exclusive property of CNP Signs & Graphics. Disclosure or reproduction of this design, in any manner or medium without authorized and written consent of CNP is expressly forbidden.

DWG#	16-244	PROJECT #	318823
REVISION NO.	0	WO#	

REVISIONS			
NO.	DATE	DESIGNER	NO.
1	00/00/00		7
2			8
3			9
4			10
5			11
6			12

KEY NO.

INTERSTATE 80 OFF RAMP



KEY

- A1** MULTI-TENANT SIGN "TBD"
- B1** S/F INTERNALLY ILLUMINATED 4'-6 3/4" X 9'-0 1/2" WALL SIGN (40.0 SQ. FT.) 'DEL TACO'
- B2** S/F INTERNALLY ILLUMINATED 4'-6 3/4" X 9'-0 1/2" WALL SIGN (40.0 SQ. FT.) 'DEL TACO'
- B3** S/F INTERNALLY ILLUMINATED 4'-6 3/4" X 9'-0 1/2" WALL SIGN (40.0 SQ. FT.) 'DEL TACO'
- C1** 13'-0" CURVED CANOPY W/ ILLUMINATED LETTERS "MADE TO ORDER FRESH"
- C2** 10'-0" CURVED CANOPY W/ ILLUMINATED LETTERS "DRIVE THRU OPEN 24 HOURS"
- D1** INTERNALLY ILLUMINATED DIRECTIONAL SIGN. 1'-6" X 3'-1 3/8" CABINET. ("DRIVE-THRU").
- D2** INTERNALLY ILLUMINATED DIRECTIONAL SIGN. 1'-6" X 3'-1 3/8" CABINET. ("THANK YOU/ DO NOT ENTER").
- E1** INTERNALLY ILLUMINATED SPEAKER MENU



SITE PLAN

SCALE: 1" = 30'-0"

CUSTOMER APPROVAL

APPROVED BY: _____ DATE: _____

CLIENT



PROJECT
DEL TACO #XXXX

LOCATION
SIERRA COLLEGE BLVD/ IH
ROCKLIN, CA 95677

SHEET TITLE
SITE PLAN

ACCT. REP.
JENNIFER GALVIN

DESIGNER
GERALD MCCLUNG

DATE
03/16/16

SCALE
NOTED

CUSTOMER APPROVAL

UNLESS SPECIFIED, THIS DRAWING IS NOT FOR PRODUCTION. The information shown is for permitting and design intent only. Colors shown are representations of the indicated specifications, and may not be an exact match of the finished product.

© 2016 CNP Signs & Graphics

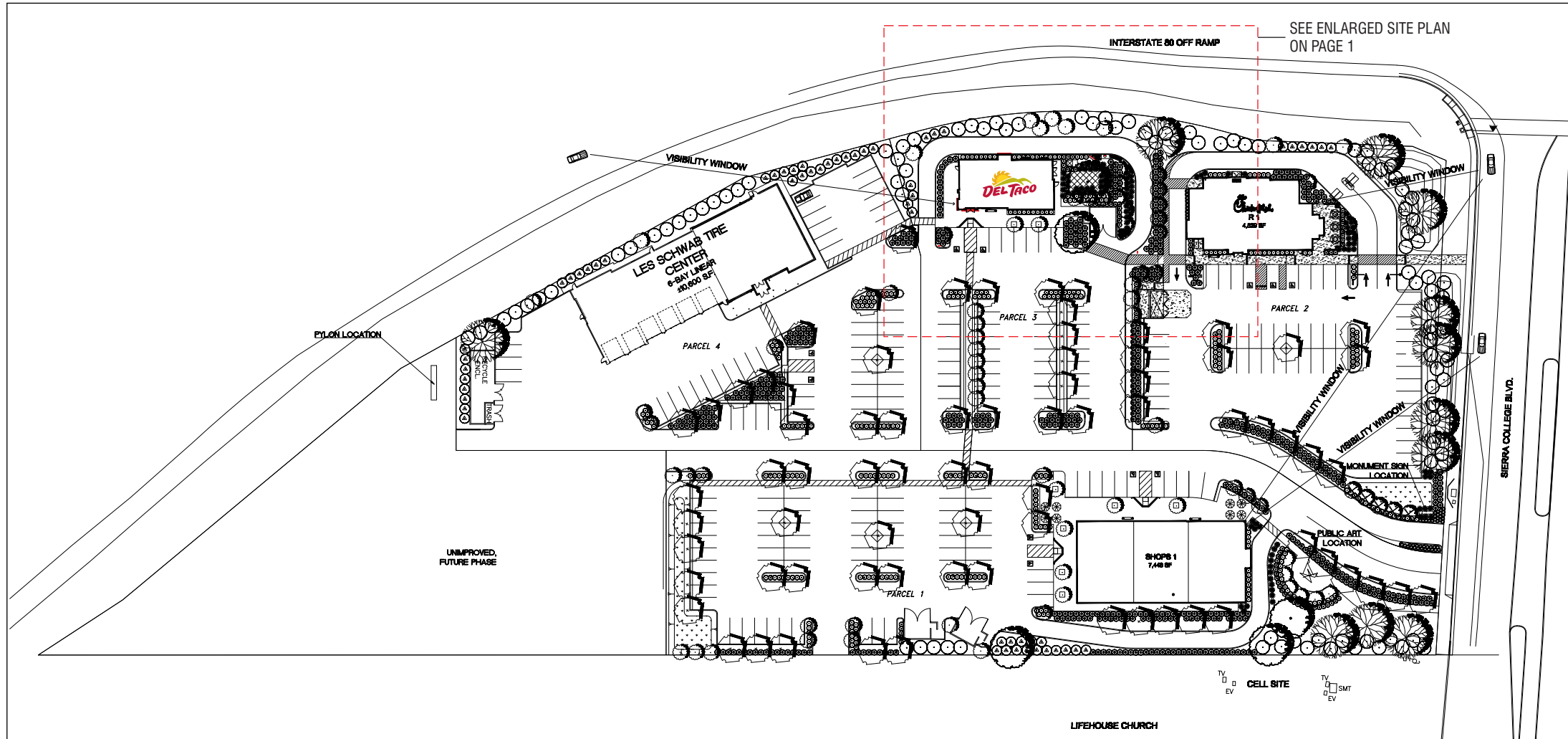
The original concepts and/or illustrations contained in this document/design are the exclusive property of CNP Signs & Graphics. Disclosure or reproduction of this design, in any manner or medium without authorized and written consent of CNP is expressly forbidden.

DWG# 16-244	PROJECT # 318823
REVISION NO. 0	WO#

REVISIONS

NO.	DATE	DESIGNER	NO.	DATE	DESIGNER
1	00/00/00		7	00/00/00	
2			8		
3			9		
4			10		
5			11		
6			12		

KEY NO.



SITE PLAN

SCALE: 1" = 100'-0"


CUSTOMER APPROVAL

APPROVED BY: _____ DATE: _____



SOUTH/RIGHT ELEVATION

SCALE: 1/8" = 1'-0"



WEST/FRONT ELEVATION

SCALE: 1/8" = 1'-0"

CLIENT



PROJECT
DEL TACO #XXXX

LOCATION
SIERRA COLLEGE BLVD/ IH
ROCKLIN, CA 95677

SHEET TITLE
ELEVATIONS

ACCT. REP.
JENNIFER GALVIN
DESIGNER
GERALD MCCLUNG

DATE
03/16/16
SCALE
NOTED

CUSTOMER APPROVAL

UNLESS SPECIFIED, THIS DRAWING IS NOT FOR PRODUCTION. The information shown is for permitting and design intent only. Colors shown are representations of the indicated specifications, and may not be an exact match of the finished product.

© 2016 CNP Signs & Graphics

The original concepts and/or illustrations contained in this document/design are the exclusive property of CNP Signs & Graphics. Disclosure or reproduction of this design, in any manner or medium without authorized and written consent of CNP is expressly forbidden.

DWG# 16-244	PROJECT # 318823
REVISION NO.	WO#

REVISIONS

1		7	
2		8	
3		9	
4		10	
5		11	
6		12	

KEY NO.

B1 B2 C1

CUSTOMER APPROVAL
APPROVED BY: _____ DATE: _____

CLIENT



PROJECT
DEL TACO #XXXX

LOCATION
SIERRA COLLEGE BLVD/ IH
ROCKLIN, CA 95677

SHEET TITLE
ELEVATIONS

ACCT. REP.
JENNIFER GALVIN
DESIGNER
GERALD MCCLUNG

DATE
03/16/16
SCALE
NOTED

CUSTOMER APPROVAL

UNLESS SPECIFIED, THIS DRAWING IS NOT FOR PRODUCTION. The information shown is for permitting and design intent only. Colors shown are representations of the indicated specifications, and may not be an exact match of the finished product.

© 2016 CNP Signs & Graphics

The original concepts and/or illustrations contained in this document/design are the exclusive property of CNP Signs & Graphics. Disclosure or reproduction of this design, in any manner or medium without authorized and written consent of CNP is expressly forbidden.

DWG# 16-244	PROJECT # 318823
REVISION NO.	WO#

REVISIONS

1		7	
2		8	
3		9	
4		10	
5		11	
6		12	

KEY NO.

B3 C2



NORTH/LEFT ELEVATION

SCALE: 1/8" = 1'-0"




EAST/REAR ELEVATION

SCALE: 1/8" = 1'-0"

CUSTOMER APPROVAL

APPROVED BY: _____ DATE: _____



ELEVATION VIEW



SIDE VIEW

COLOR SPECIFICATIONS	
APPROVED VINYL COLORS	
C1	White Acrylic (7328)
C2	Arlon Series 2500-3820 - Custom to match PMS 144C
C3	3M 3630-015 "Yellow" Translucent Vinyl
C4	Arlon Series 2500-3819 - Custom to match PMS 383C
C5	Paint Black w/ Gloss Finish

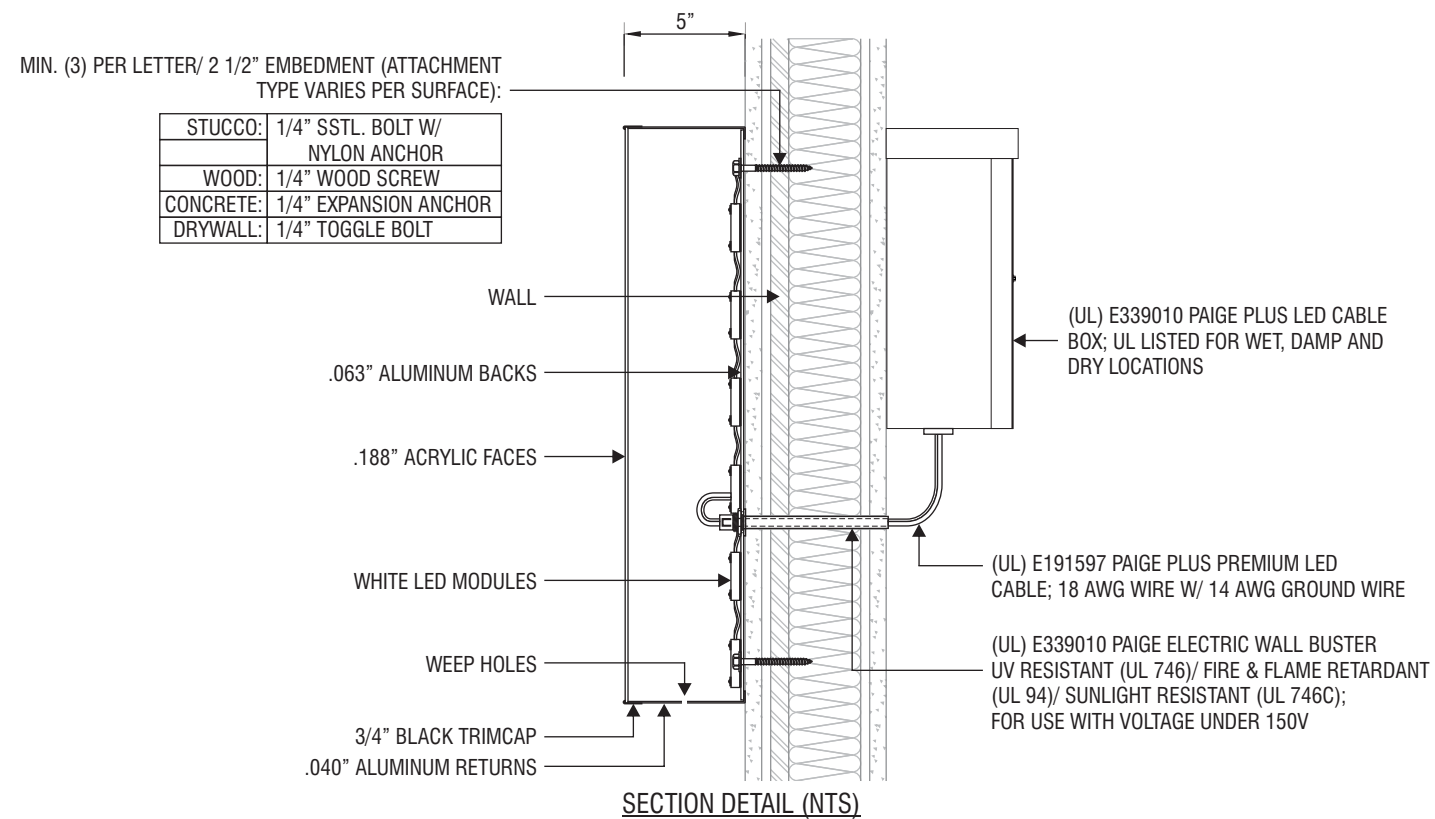
PRIMARY ELECTRICAL 120 V
SIGN TO BE UL LISTED (W/ DISCONNECT SWITCH AS REQUIRED)

INTERNALLY ILLUMINATED CHANNEL LETTERS
ILLUMINATION: LED
RETURNS: .040" ALUMINUM (GLOSS BLACK)
BACKS: .063" ALUMINUM
TRIMCAP: 3/4" BLACK

2 1/2" REGISTRATION DISC W/ BLACK VINYL

22" DEL TACO CHANNEL LETTER LAYOUT (40.0 SQ. FT.)

SCALE: 3/4" = 1'-0"



SECTION DETAIL (NTS)



4530 Mission Gorge Place
San Diego, CA 92120
Tel: 619.283.2191
Fax: 619.283.9503
Web: www.cnpsigns.com

CLIENT



PROJECT
DEL TACO #XXXX

LOCATION
SIERRA COLLEGE BLVD/ IH
ROCKLIN, CA 95677

SHEET TITLE
WALL SIGNS

ACCT. REP.
JENNIFER GALVIN
DESIGNER
GERALD MCCLUNG

DATE
03/16/16
SCALE
NOTED

CUSTOMER APPROVAL

UNLESS SPECIFIED, THIS DRAWING IS NOT FOR PRODUCTION. The information shown is for permitting and design intent only. Colors shown are representations of the indicated specifications, and may not be an exact match of the finished product.

© 2016 CNP Signs & Graphics

The original concepts and/or illustrations contained in this document/design are the exclusive property of CNP Signs & Graphics. Disclosure or reproduction of this design, in any manner or medium without authorized and written consent of CNP is expressly forbidden.

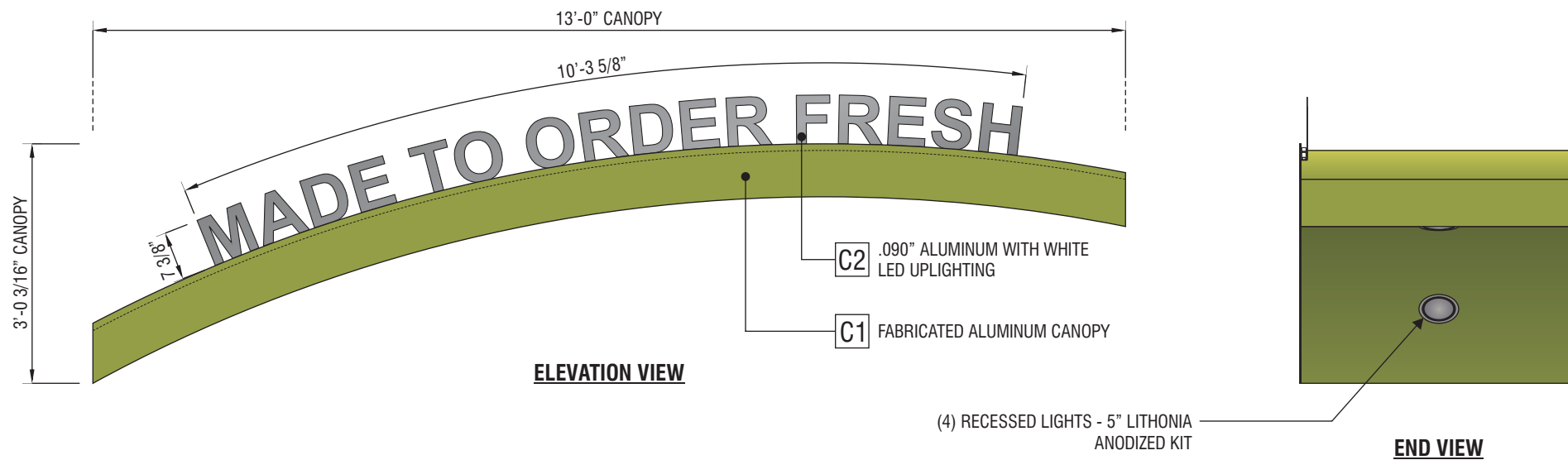
DWG# 16-244	PROJECT # 318823
REVISION NO.	WO#

REVISIONS			
1		7	
2		8	
3		9	
4		10	
5		11	
6		12	

KEY NO.

B1 B2 B3

CUSTOMER APPROVAL	
APPROVED BY:	DATE:



COLOR SPECIFICATIONS

- C1 P.T.M. SHERWIN WILLIAMS SW 6712 'LUAU GREEN' W/ SATIN FINISH
- C2 "SMOKEY GRAY" TRANSLUCENT PAINT W/ GLOSS FINISH

NOTES: 120V POWER. SIGN TO BE UL LISTED WITH APPROVED DISCONNECT SWITCH. GROUNDING AND BONDING IN ACCORDANCE WITH ARTICLE 600 NEC.



PROJECT
 DEL TACO #XXXX

LOCATION
 SIERRA COLLEGE BLVD/ IH
 ROCKLIN, CA 95677

SHEET TITLE
7" FLAT CUT OUT CANOPY COPY

ACCT. REP.
 JENNIFER GALVIN

DESIGNER
 GERALD MCCLUNG

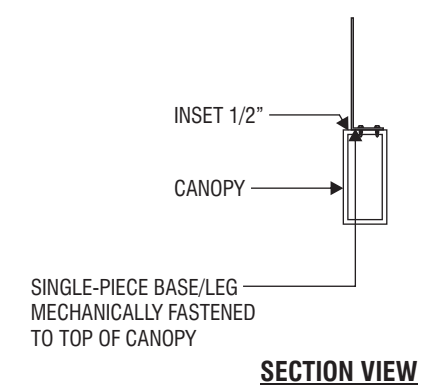
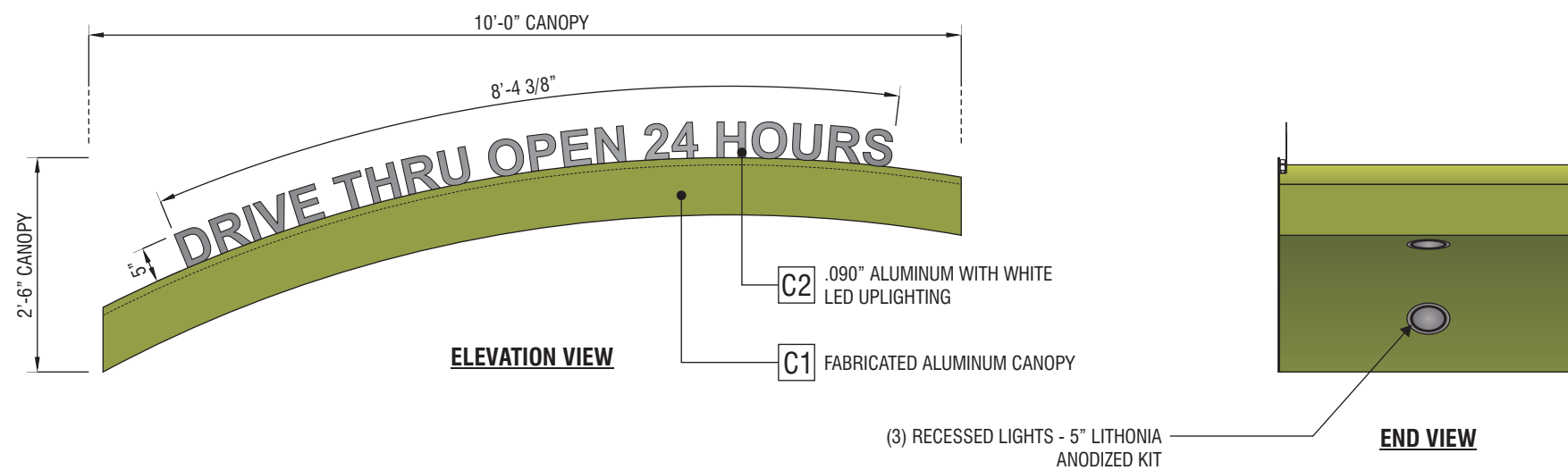
DATE
 03/16/16

SCALE
 NOTED

CUSTOMER APPROVAL

13' 'MADE TO ORDER FRESH' CANOPY W/ ILLUMINATED LETTERS

SCALE: 1/2" = 1'-0"



UNLESS SPECIFIED, THIS DRAWING IS NOT FOR PRODUCTION. The information shown is for permitting and design intent only. Colors shown are representations of the indicated specifications, and may not be an exact match of the finished product.

© 2016 CNP Signs & Graphics
 The original concepts and/or illustrations contained in this document/design are the exclusive property of CNP Signs & Graphics. Disclosure or reproduction of this design, in any manner or medium without authorized and written consent of CNP is expressly forbidden.

DWG# 16-244	PROJECT # 318823
REVISION NO.	WO#

REVISIONS

1		7	
2		8	
3		9	
4		10	
5		11	
6		12	

KEY NO.
C1 C2

10' 'DRIVE THRU OPEN 24 HOURS' CANOPY W/ ILLUMINATED LETTERS

SCALE: 1/2" = 1'-0"

CUSTOMER APPROVAL

APPROVED BY: _____ DATE: _____



COLOR SPECIFICATIONS	
APPROVED VINYL COLORS	
C1	Lacryl to Match PMS 485C
C2	Arlon Series 2500-3820 - Custom to match PMS 144C
C3	3M 3630-015 "Yellow" Translucent Vinyl
C4	Arlon Series 2500-3819 - Custom to match PMS 383C
C5	Backed with white (Paint)
C6	Paint SW 6380 "Humble Gold" with Satin Finish

NOTES: 120V POWER. SIGN TO BE UL LISTED WITH APPROVED DISCONNECT SWITCH. GROUNDING AND BONDING IN ACCORDANCE WITH ARTICLE 600 NEC.

CNP
SIGNS & GRAPHICS

4530 Mission Gorge Place
San Diego, CA 92120
Tel: 619.283.2191
Fax: 619.283.9503
Web: www.cnpsigns.com



CLIENT

PROJECT
DEL TACO #XXXX

LOCATION
SIERRA COLLEGE BLVD/ IH
ROCKLIN, CA 95677

SHEET TITLE
DIRECTIONALS

ACCT. REP.
JENNIFER GALVIN

DESIGNER
GERALD MCCLUNG

DATE
03/16/16

SCALE
NOTED

CUSTOMER APPROVAL

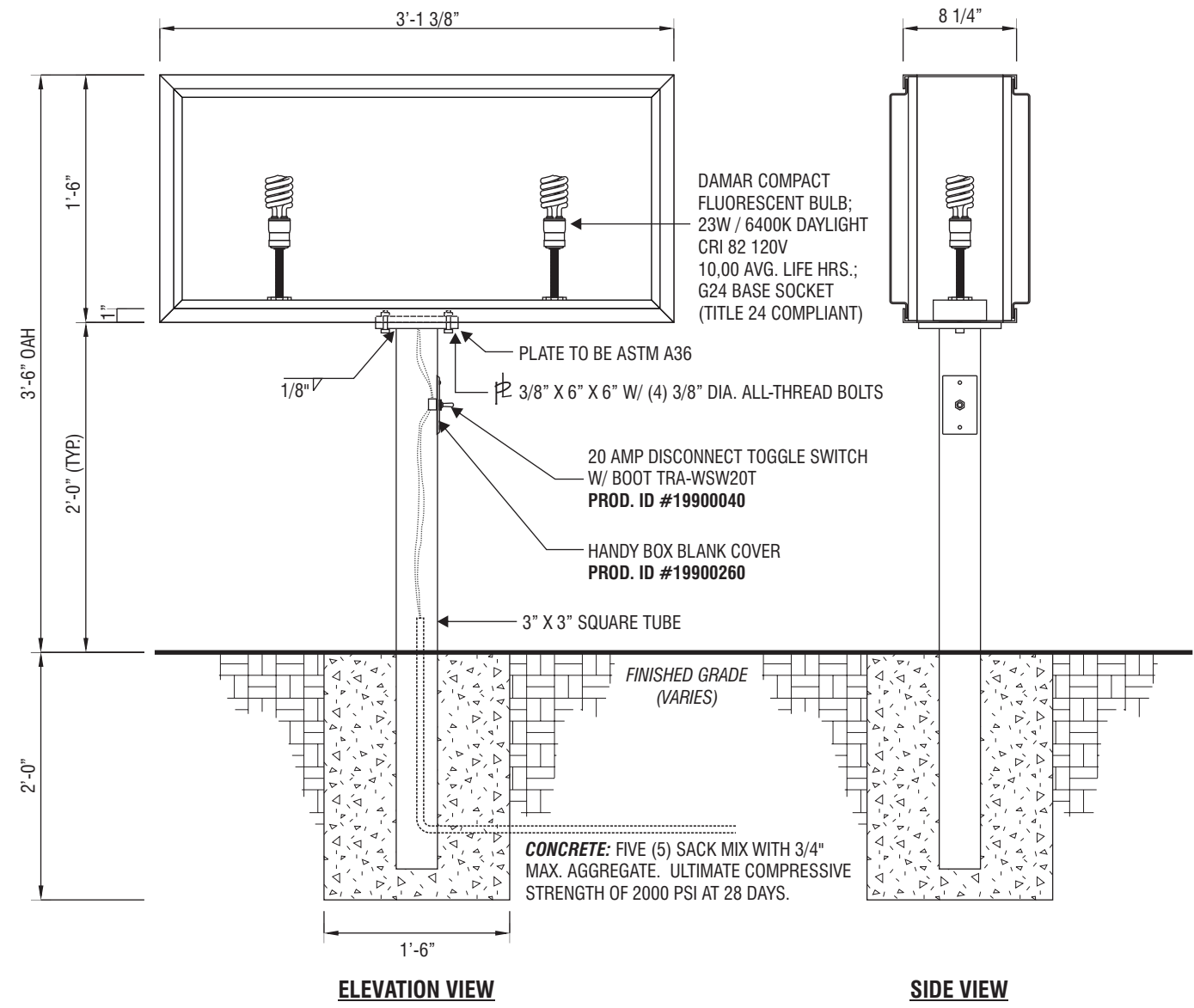
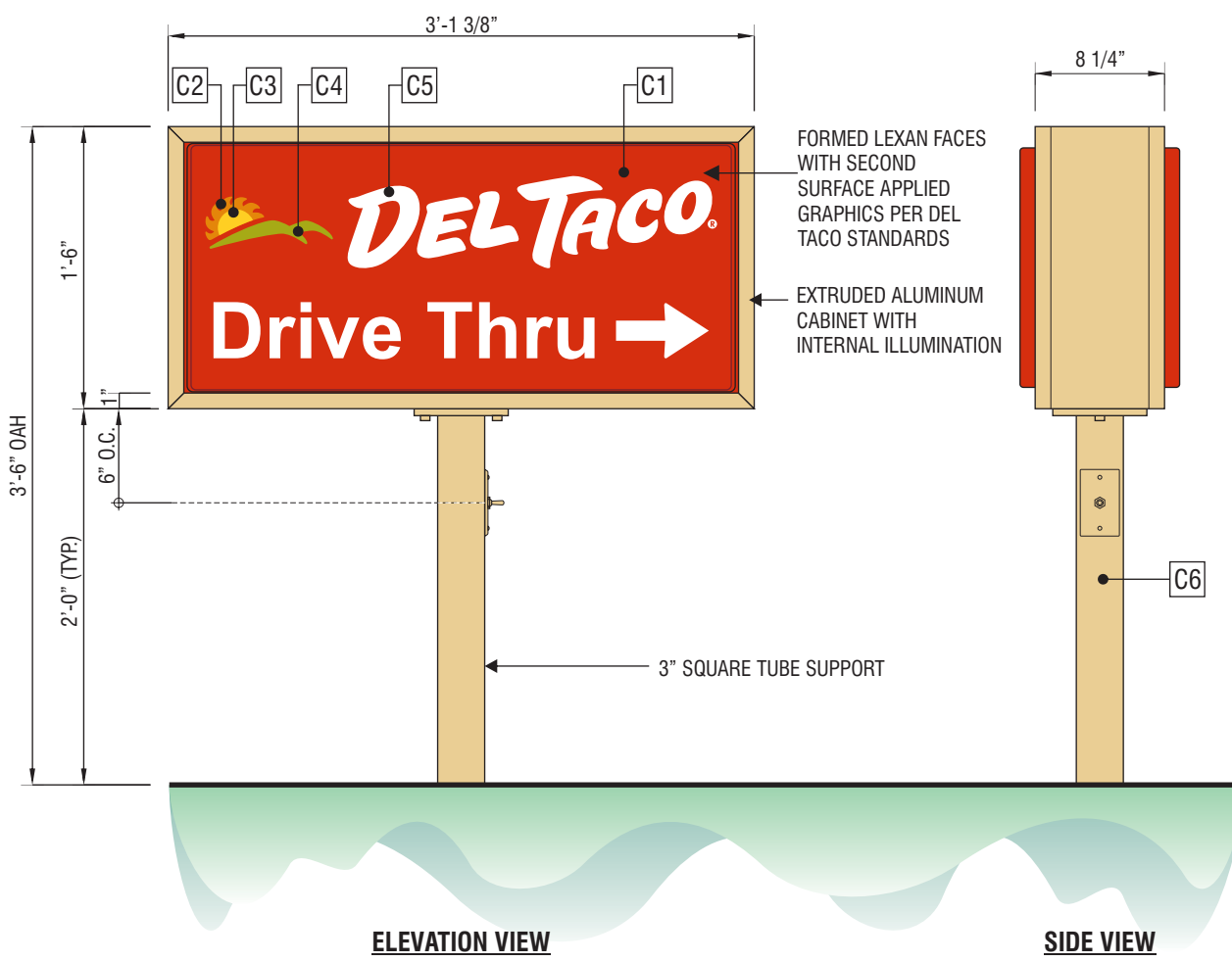
UNLESS SPECIFIED, THIS DRAWING IS NOT FOR PRODUCTION. The information shown is for permitting and design intent only. Colors shown are representations of the indicated specifications, and may not be an exact match of the finished product.

© 2016 CNP Signs & Graphics
The original concepts and/or illustrations contained in this document/design are the exclusive property of CNP Signs & Graphics. Disclosure or reproduction of this design, in any manner or medium without authorized and written consent of CNP is expressly forbidden.

DWG# 16-244	PROJECT # 318823
REVISION NO.	WO#

REVISIONS			
1		7	
2		8	
3		9	
4		10	
5		11	
6		12	

KEY NO.
D1 D2



D/F INTERNALLY ILLUMINATED DIRECTIONAL SIGN - 4.6 SQUARE FEET
SCALE: 1" = 1'-0"

D/F INTERNALLY ILLUMINATED DIRECTIONAL SIGN STRUCTURAL DETAIL
SCALE: 1" = 1'-0"

CLIENT



PROJECT
DEL TACO #XXXX

LOCATION
SIERRA COLLEGE BLVD/ IH
ROCKLIN, CA 95677

SHEET TITLE
MENU BOARD

ACCT. REP
JENNIFER GALVIN
DESIGNER
GERALD MCCLUNG

DATE
03/16/16
SCALE
NOTED

CUSTOMER APPROVAL

UNLESS SPECIFIED, THIS DRAWING IS NOT FOR PRODUCTION. The information shown is for permitting and design intent only. Colors shown are representations of the indicated specifications, and may not be an exact match of the finished product.

© 2016 CNP Signs & Graphics
The original concepts and/or illustrations contained in this document/design are the exclusive property of CNP Signs & Graphics. Disclosure or reproduction of this design, in any manner or medium without authorized and written consent of CNP is expressly forbidden.

DWG#	16-244	PROJECT #	318823
REVISION NO.		WO#	

REVISIONS			
1		7	
2		8	
3		9	
4		10	
5		11	
6		12	

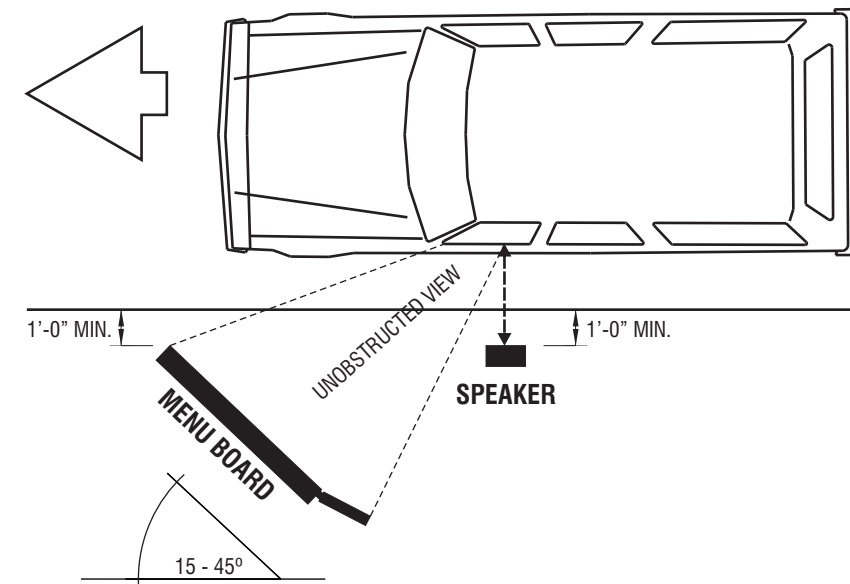
KEY NO.



ALUMINUM CONSTRUCTION WITH INTERNAL FLUORESCENT ILLUMINATION. PAINTED SHERWIN WILLIAMS SW#6380 "HUMBLE GOLD" W/ SATIN FINISH MENU PANELS SHOWN ABOVE BASED ON A STANDARD INDIVIDUAL SIZE OF 14 7/16" x 24 1/4"; 40.25 SQUARE FEET.

INTERNALLY ILLUMINATED MENU DISPLAY

SCALE: 1/2" = 1'-0"



PLAN VIEW @ MENU BOARD & OCB

SCALE: 3/16" = 1'-0"

NOTE: THE DIAGRAM ABOVE IS ALSO BASED OFF THE "STANDARD" LOCATION DEL TACO CORPORATE HAS PROVIDED TO CNP. IT IS THE GC'S RESPONSIBILITY TO COORDINATE WITH THE OWNER ON THE EXACT LOCATION. CNP WILL NOT BE HELD RESPONSIBLE FOR ANY REMOVALS, RE-POSITIONING AND RE-INSTALLATION. ALL REMOVALS, RE-POSITIONING AND RE-INSTALLATION WILL BE BILLED ON A T&M BASIS.

POSITION EVERYTHING FROM LOOP SENSOR.

THE LOOP SENSOR SHOULD BE DIRECTLY IN FRONT OF THE OCB. THE OCB SHOULD BE PARALLEL TO THE DRIVE-THRU LANE 7 NOT BLOCK THE MENU BOARD. THE SPEAKER SHOULD BE AT LEAST 12" FROM THE CURB. THE BOLLARD SHOULD BE POSITIONED TO PREVENT DAMAGE FROM AUTOMOBILES.

MENU BOARD

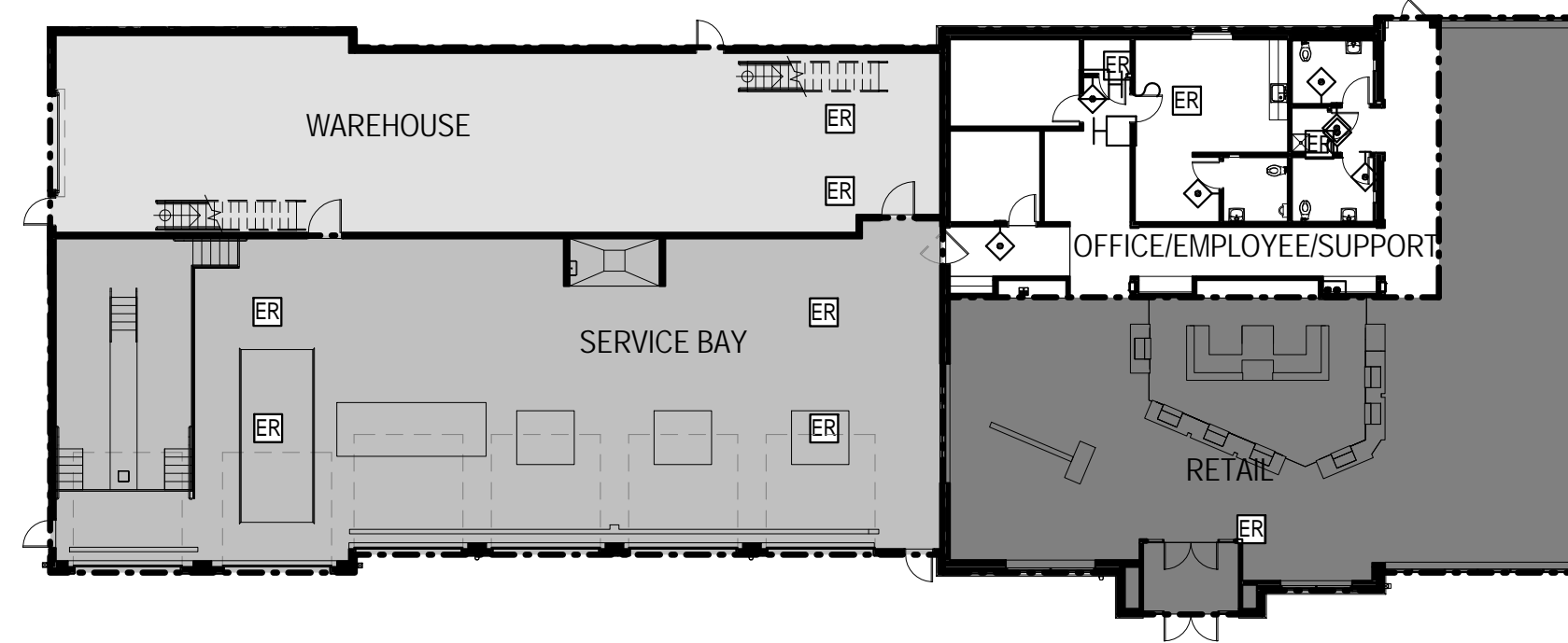
THE MENU BOARD SHOULD BE ANGLED BETWEEN 15 AND 45 DEGREES FROM THE CURB FOR OPTIMAL VIEWING. IF THE SPEAKER BLOCKS THE MENU BOARD, EITHER THE SPEAKER OR THE MENU BOARD WILL NEED TO BE MOVED. THE LOOP SENSOR MUST STAY IN FRONT OF THE SPEAKER. THE IDEAL DISTANCE FROM THE SPEAKER TO THE MENU BOARD IS 10 TO 15 FEET. THE EXTENDERS SHOULD BE AT LEAST 12" FROM THE CURB.

DO'S & DON'TS:

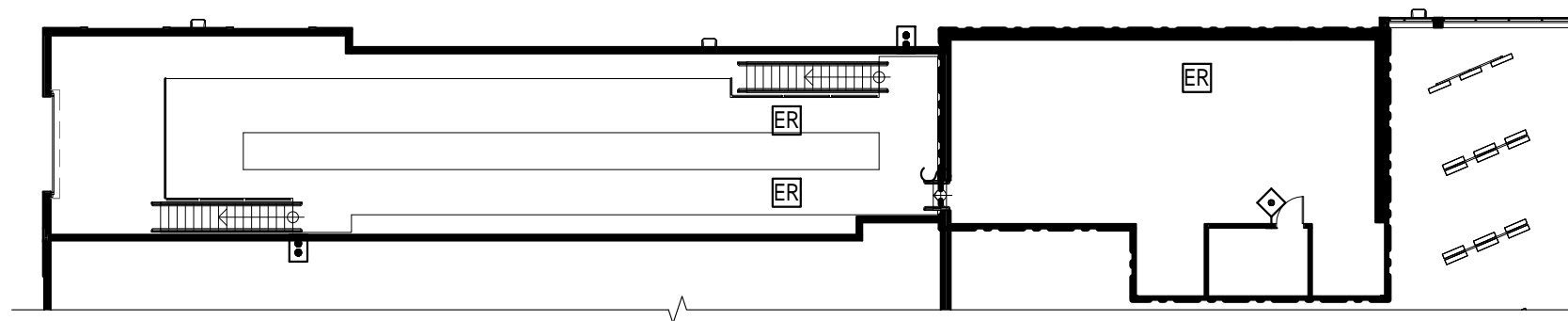
DO MAKE SURE THE CUSTOMER CAN VIEW BOTH THE MENU BOARD AND THE SPEAKER EASILY. **DON'T** LOCATE ANYTHING WITHIN 12" OF THE DRIVE-THRU LANE WITHOUT PROTECTING IT FROM MIRRORS.

CUSTOMER APPROVAL

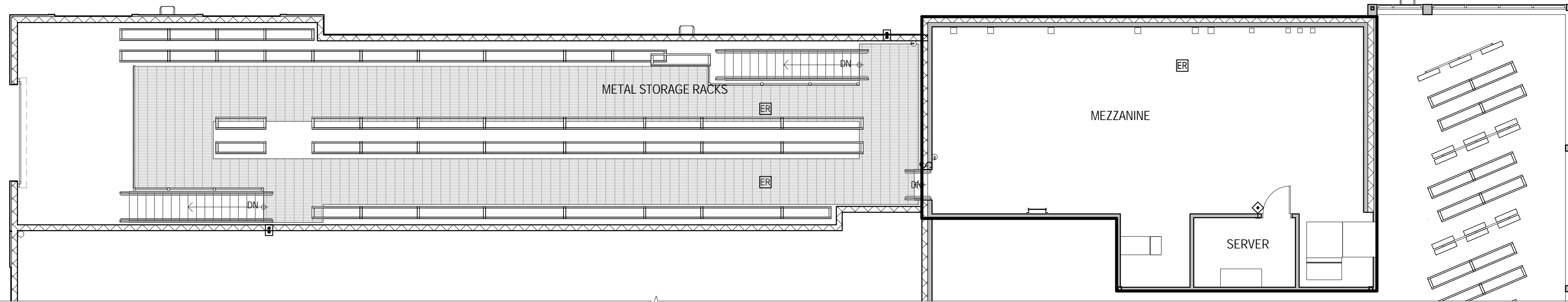
APPROVED BY:	DATE:
--------------	-------



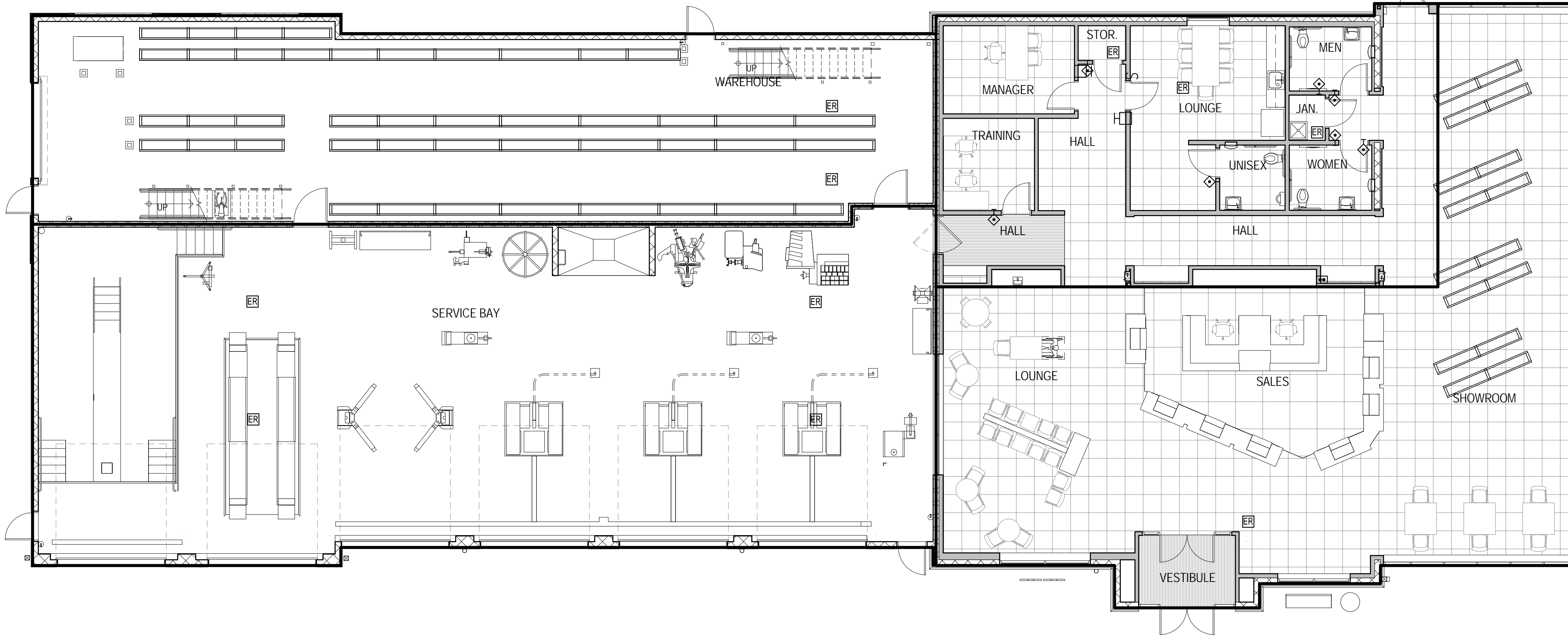
GROUND LEVEL DIAGRAM



MEZZANINE LEVEL DIAGRAM



2 MEZZANINE LEVEL
SCALE: 1/8" = 1'-0"



1 GROUND LEVEL
SCALE: 1/8" = 1'-0"

BUILDING FOOTPRINT AREA	
BUILDING FOOTPRINT	10224 ft ²
	10224 ft ²

FLOOR AREA	
GROUND LEVEL	
OFFICE/EMPLOYEE/SUPPORT	1665 ft ²
RETAIL	2775 ft ²
SERVICE BAY	3639 ft ²
WAREHOUSE	2144 ft ²
MEZZANINE LEVEL	
MEZZANINE	1317 ft ²
	11540 ft ²



STAMP

COPYRIGHT
 THESE PLANS ARE AN INSTRUMENT OF SERVICE AND ARE THE PROPERTY OF THE ARCHITECT, AND MAY NOT BE DUPLICATED, DISCLOSED, OR REPRODUCED WITHOUT THE WRITTEN CONSENT OF THE ARCHITECT. COPYRIGHTS AND INFRINGEMENTS WILL BE ENFORCED AND PROSECUTED.

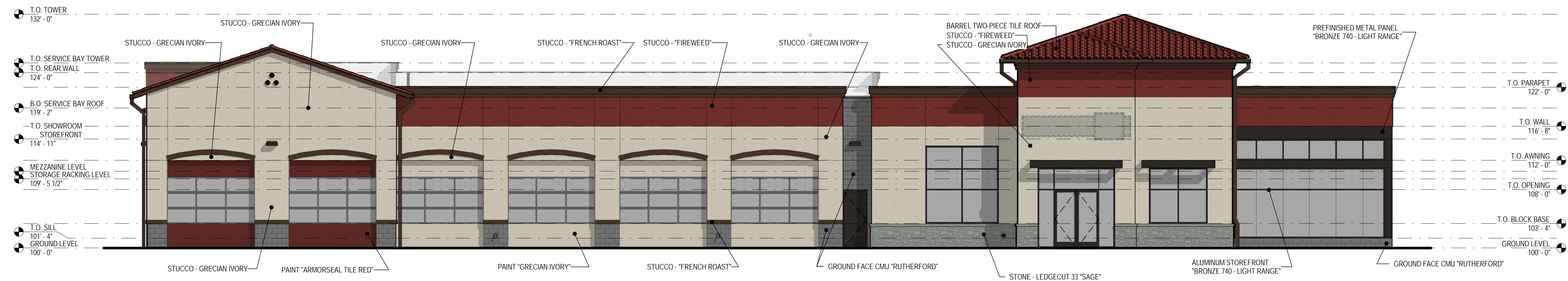
LES SCHWAB TIRE CENTER
 CITY, CA
 Cross Street & Cross Street
 City, ST #####
 BASED ON S-PROTOTYPE
 01.2016

#	Date	Issue/Description

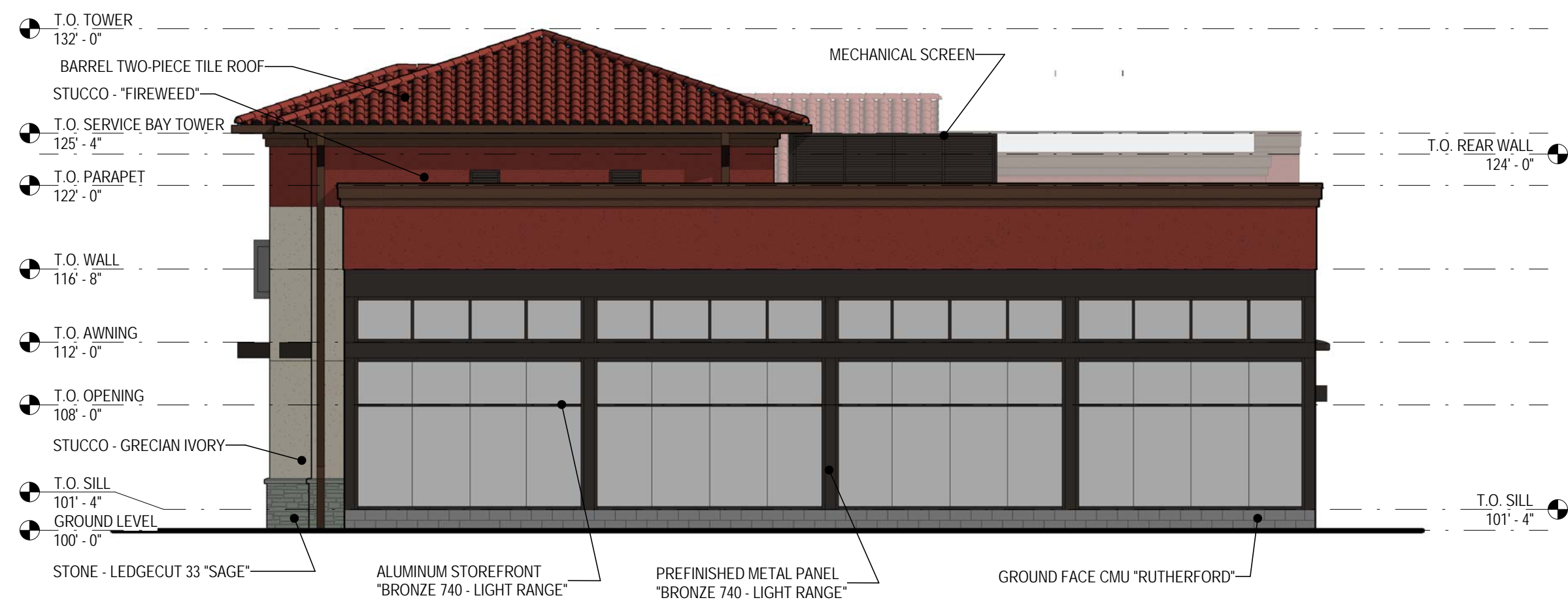
Project No: LST1000032
 Drawn By: SDM
 Checked By: KJM
 Date: 03.18.2016

SHEET TITLE:
 FLOOR PLANS

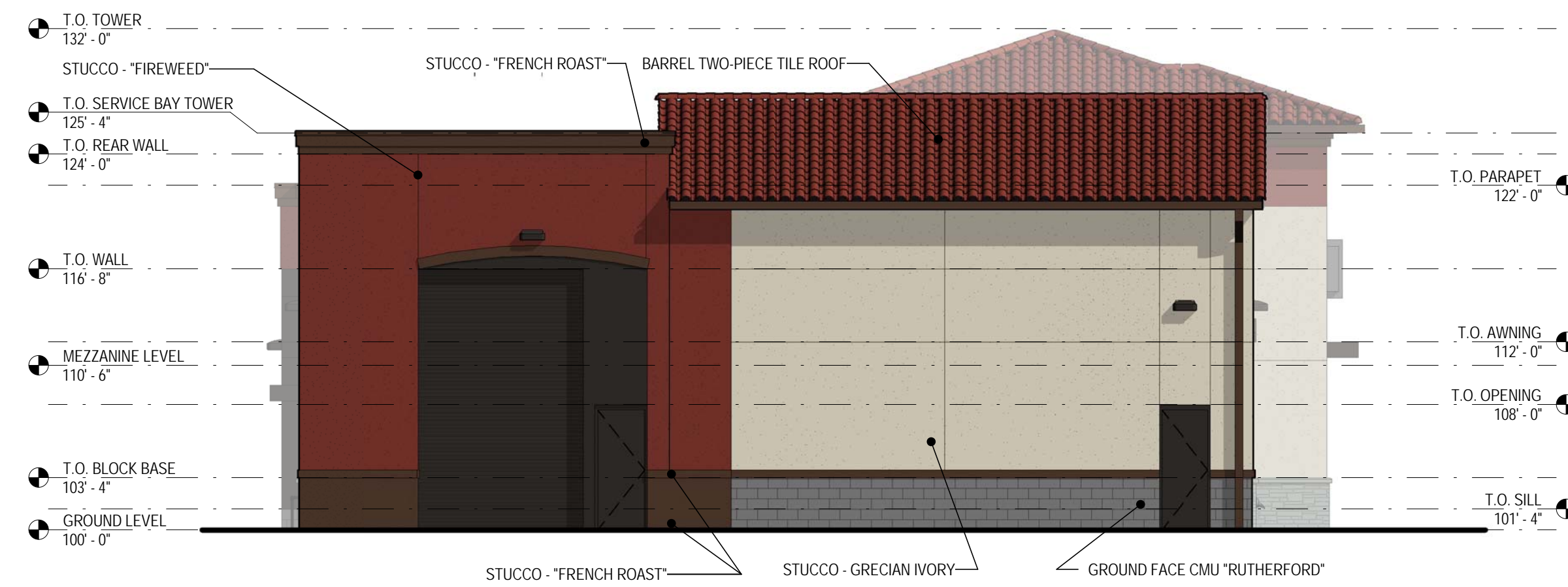
A1.0



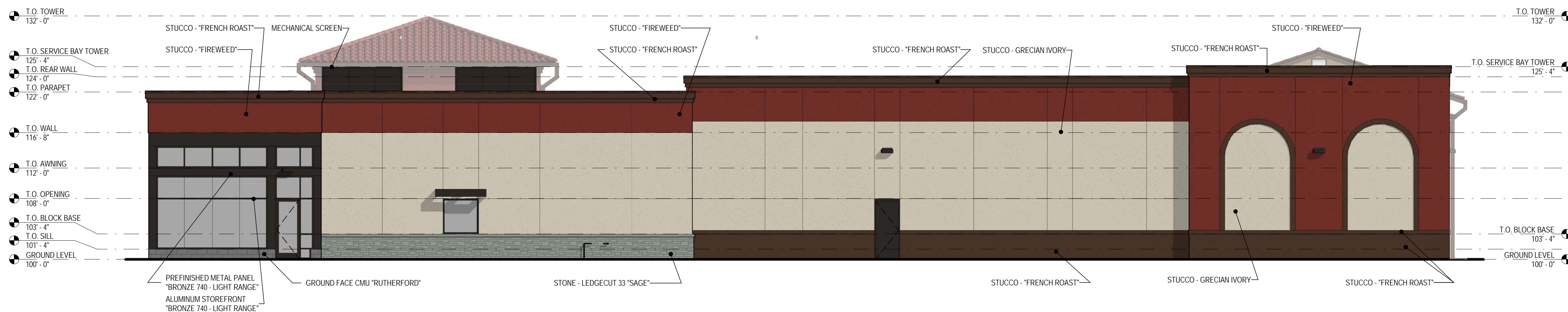
1 FRONT ELEVATION
SCALE: 1/8" = 1'-0"



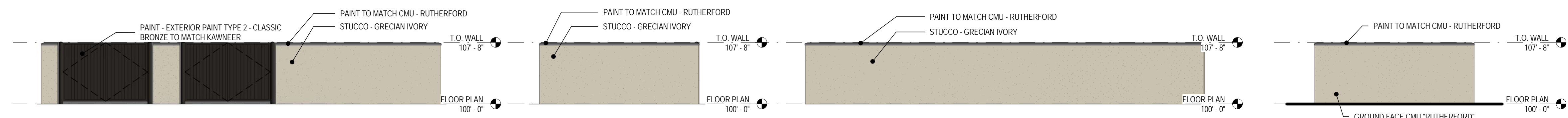
2 SHOWROOM ELEVATION
SCALE: 1/8" = 1'-0"



3 LOADING ELEVATION
SCALE: 1/8" = 1'-0"



4 REAR ELEVATION
SCALE: 1/8" = 1'-0"



5 TRASH ENCLOSURE FRONT ELEVATION
SCALE: 1/8" = 1'-0"

6 TRASH ENCLOSURE LEFT ELEVATION
SCALE: 1/8" = 1'-0"

7 TRASH ENCLOSURE REAR ELEVATION
SCALE: 1/8" = 1'-0"

8 TRASH ENCLOSURE RIGHT ELEVATION
SCALE: 1/8" = 1'-0"

COPYRIGHT
THESE PLANS ARE AN INSTRUMENT OF SERVICE AND ARE THE PROPERTY OF THE ARCHITECT, AND MAY NOT BE DUPLICATED, DISCLOSED, OR REPRODUCED WITHOUT THE WRITTEN CONSENT OF THE ARCHITECT. COPYRIGHTS AND INFRINGEMENTS WILL BE ENFORCED AND PROSECUTED.

LES SCHWAB TIRE CENTER
CITY, CA

Cross Street & Cross Street
City, ST #####

BASED ON S-PROTOTYPE
01 2016

#	Date	Issue/Description

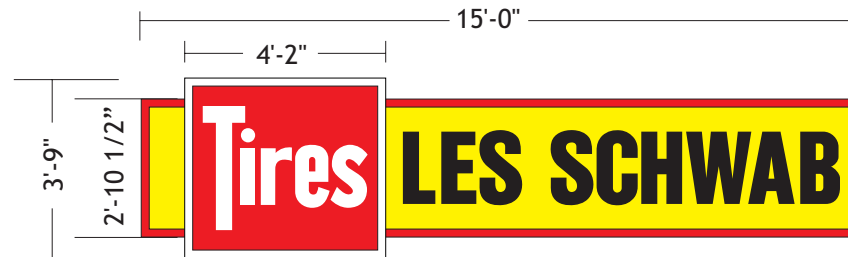
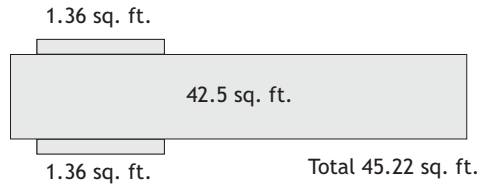
Project No:	LST1000032
Drawn By:	Author
Checked By:	Checker
Date:	03.18.2016

SHEET TITLE:
COLOR ARCHITECTURAL
ELEVATIONS
(FOR REFERENCE ONLY)

Sign A

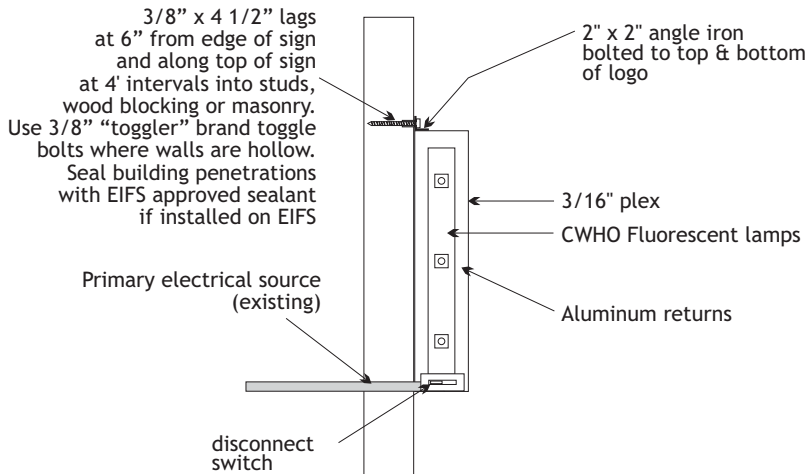


SOUTH ELEVATION - SCALE: 1/32" = 1'-0"



MOUNTING DETAIL

Formed Logo Attachment Detail



6 amps

Calculations:
Allowed Signage - 1 sq ft per lineal ft of bldg = 170.8 sq ft
Proposed Signage - 45.22sf

Location: LSTC CA Rocklin
Proj Mgr: Galloway
File Name: LSTC CA Rocklin Elevs
Scale: 1/4" = 1'
Dwg By: Darryl Cox
Date: 3/24/16
Rev: 3/25/16

ELECTRICAL LOGO DETAIL

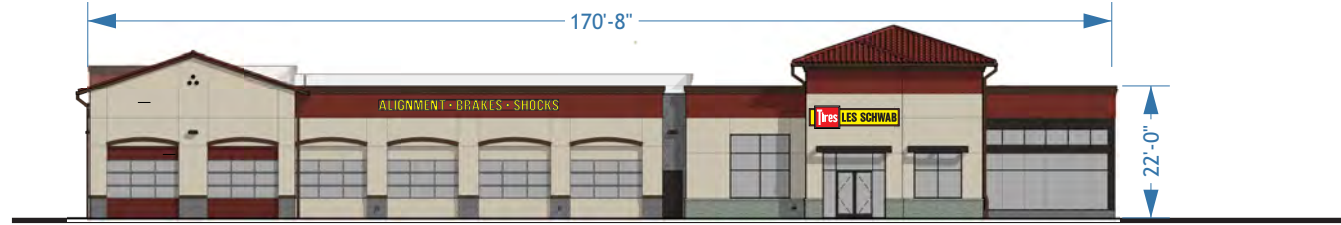
ITEM	SUBSTRATE	COLOR SPECIFICATION
Returns	Steel	LS Red
Faces	3/16" acrylic	Acrylite 432 Yellow / White
Copy	Vinyl	3M High Performance Black 3M Cardinal 230-53

1605 NE Forbes Rd.
Bend, Oregon 97709

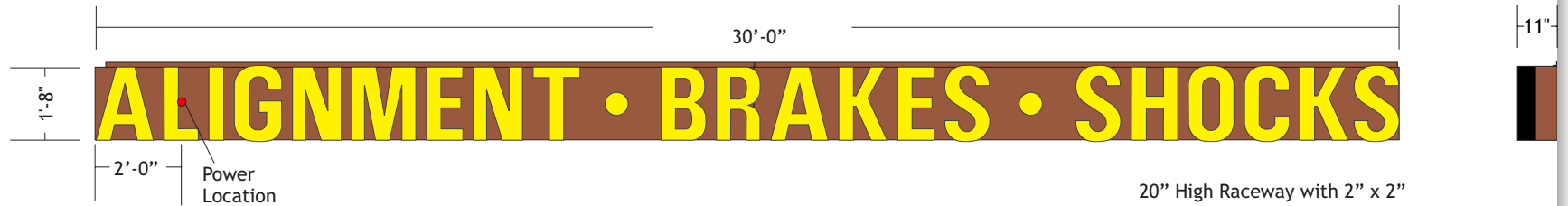


PH (541) 382-2182
FAX (541) 382-2196

Sign B



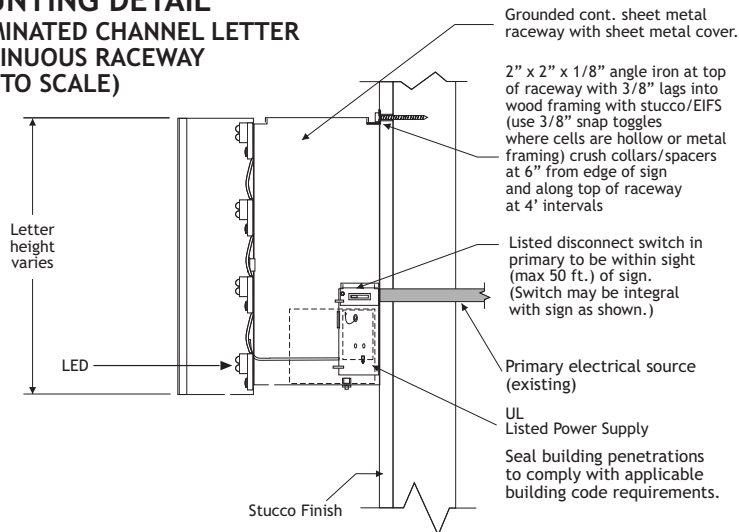
SOUTH ELEVATION - SCALE: 1/32" = 1'-0"



20" High Raceway with 2" x 2"
Angle Iron Mounting Bracket
Scale 1/4" = 1' - 50sq ft
2 Amps

side view

MOUNTING DETAIL ILLUMINATED CHANNEL LETTER CONTINUOUS RACEWAY (NOT TO SCALE)



Calculations:
Allowed Signage - 1 sq ft per lineal ft of bldg = 170.8 sq ft
Proposed Signage - 50sf

20" INDIVIDUAL CHANNEL LETTERS

ITEM	SUBSTRATE	COLOR
Returns	.040 aluminum	Black
Trimcap	1"	Black
Faces	3/16" Acrylic	Acrylite 432-2 Yellow
Illumination	LED	White
Raceway	24 gauge galv. shtmtl.	MP 15967 Colonial Red

Location: LSTC CA Rocklin
Proj Mgr: Galloway
File Name: LSTC CA Rocklin Elevs
Scale: 1/4" = 1'
Dwg By: Darryl Cox
Date: 3/24/16
Rev: 3/25/16
Rev.

1605 NE Forbes Rd.
Bend, Oregon 97709

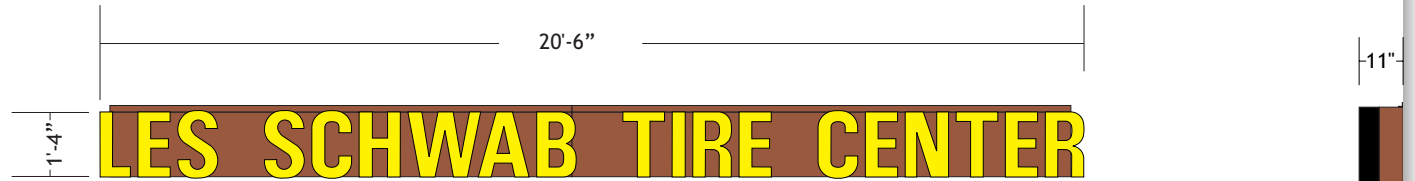


PH (541) 382-2182
FAX (541) 382-2196

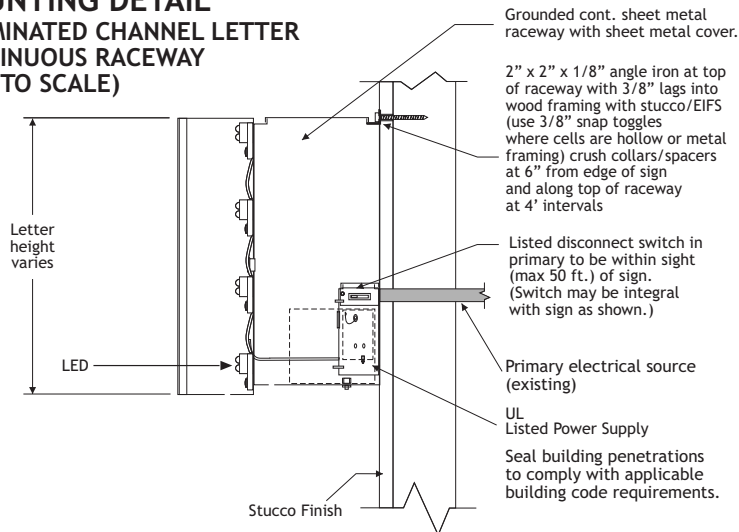
Sign C



WEST ELEVATION - SCALE: 1/32" = 1'-0"



MOUNTING DETAIL ILLUMINATED CHANNEL LETTER CONTINUOUS RACEWAY (NOT TO SCALE)



16" High Raceway with 2" x 2"
Angle Iron Mounting Bracket
Scale 1/4" = 1' = 27.33 sq ft

side view

Calculations:
Allowed Signage - 1 sq ft per lineal ft of bldg = 170.8 sq ft
Proposed Signage - 27.33sf

Location: LSTC CA Rocklin
Proj Mgr: Galloway
File Name: LSTC CA Rocklin Elevs

16" INDIVIDUAL CHANNEL LETTERS

ITEM	SUBSTRATE	COLOR
Returns	.040 aluminum	Black
Trimcap	1"	Black
Faces	3/16" Acrylic	Acrylite 432-2 Yellow
Illumination	LED	White
Raceway	24 gauge galv. shtmtl.	MP 15967 Colonial Red

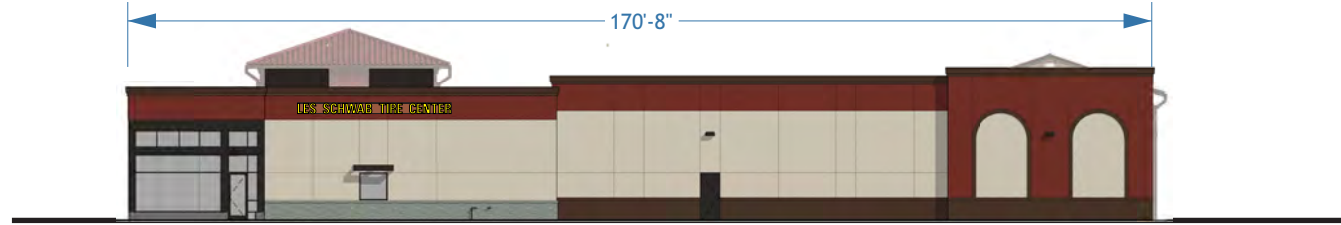
Scale: 1/4" = 1'
Dwg By: Darryl Cox
Date: 3/24/16
Rev: 3/25/16
Rev.

1605 NE Forbes Rd.
Bend, Oregon 97709

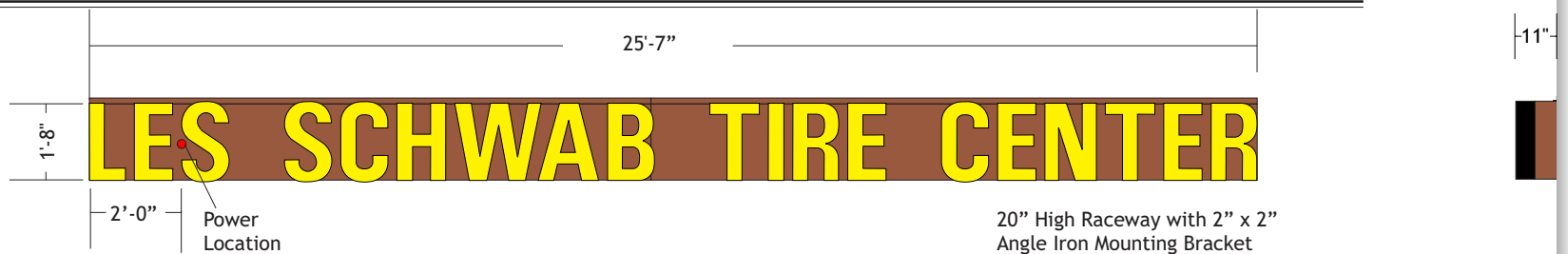


PH (541) 382-2182
FAX (541) 382-2196

Sign D

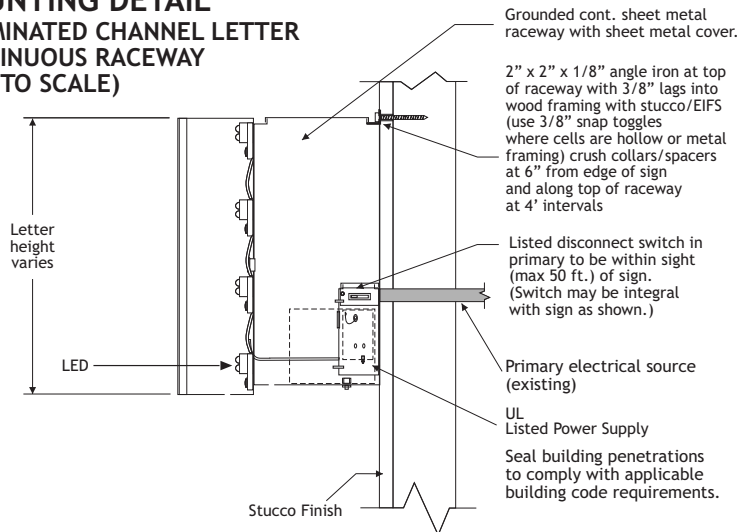


NORTH ELEVATION - SCALE: 1/32" = 1'-0"



20" High Raceway with 2" x 2" Angle Iron Mounting Bracket
Scale 1/4" = 1' - 42.6sq ft
2 Amps

**MOUNTING DETAIL
ILLUMINATED CHANNEL LETTER
CONTINUOUS RACEWAY
(NOT TO SCALE)**



Calculations:
Allowed Signage - 1 sq ft per lineal ft of bldg = 170.8 sq ft
Proposed Signage - 42.6sf

20" INDIVIDUAL CHANNEL LETTERS

ITEM	SUBSTRATE	COLOR
Returns	.040 aluminum	Black
Trimcap	1"	Black
Faces	3/16" Acrylic	Acrylite 432-2 Yellow
Illumination	LED	White
Raceway	24 gauge galv. shtmtl.	MP 15967 Colonial Red

Location: LSTC CA Rocklin
Proj Mgr: Galloway
File Name: LSTC CA Rocklin Elevs
Scale: 1/4" = 1'
Dwg By: Darryl Cox
Date: 3/24/16
Rev: 3/25/16
Rev.

1605 NE Forbes Rd.
Bend, Oregon 97709



PH (541) 382-2182
FAX (541) 382-2196



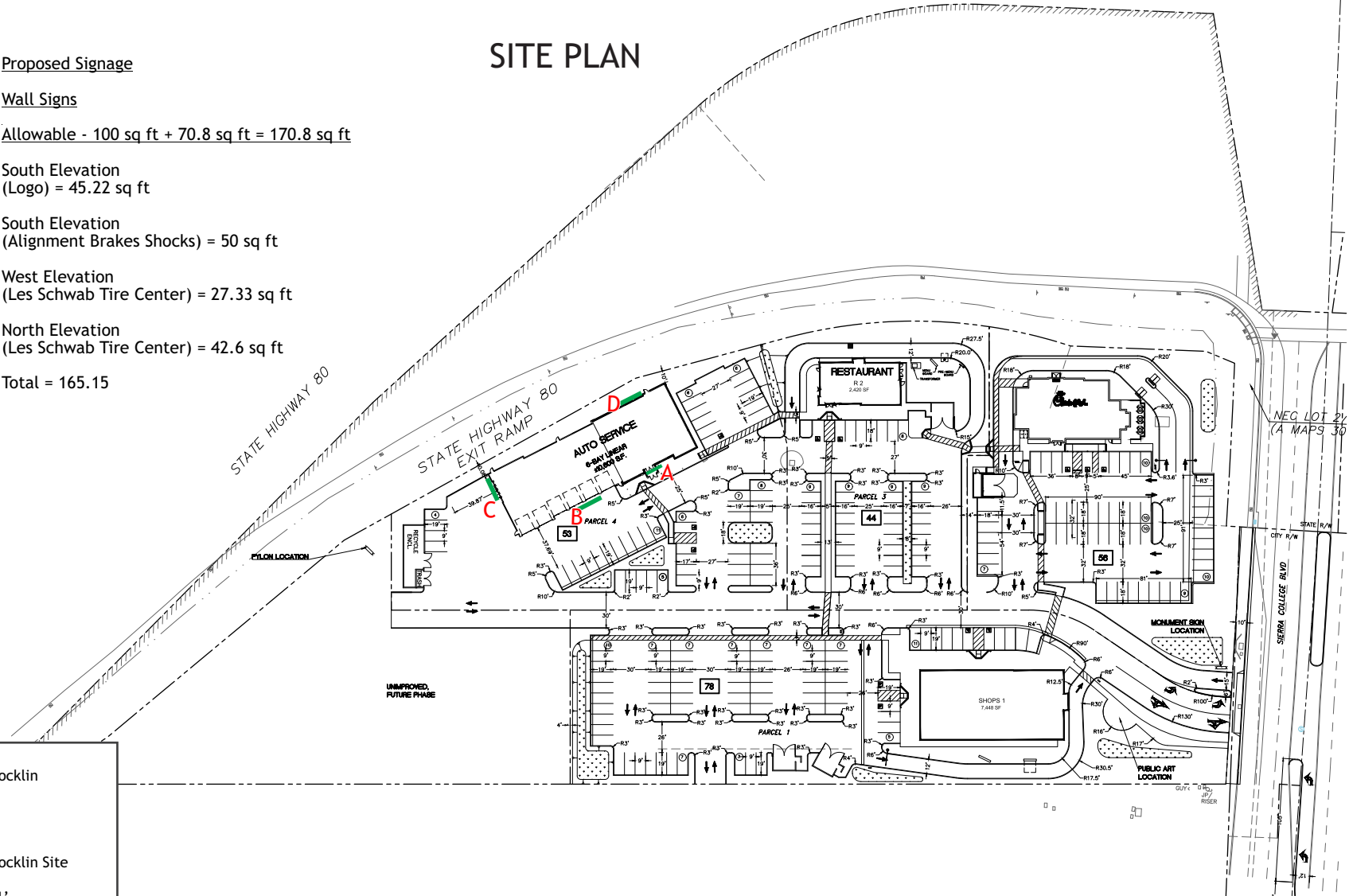
SITE PLAN

Proposed Signage

Wall Signs

Allowable - 100 sq ft + 70.8 sq ft = 170.8 sq ft

- A South Elevation
(Logo) = 45.22 sq ft
 - B South Elevation
(Alignment Brakes Shocks) = 50 sq ft
 - C West Elevation
(Les Schwab Tire Center) = 27.33 sq ft
 - D North Elevation
(Les Schwab Tire Center) = 42.6 sq ft
- Total = 165.15



Location: LSTC CA Rocklin

Proj Mgr: Galloway

File Name: LSTC CA Rocklin Site

Scale: 1/128" = 1'

Dwg By: Darryl Cox

Date: 3/24/16


Rev. 3/25/13/29/166

Rev.

1605 NE Forbes Rd.
Bend, Oregon 97709



PH (541) 382-2182
FAX (541) 382-2196



SIGN A: D/F Illum. Multi-Tenant Pylon Sign
Scale 3/16"=1'-0"

CORNICE:
aluminum construction
paint to match bldg

LETTERS: (ROCKLIN STATION)
.040" alum. returns 5" deep
paint to match tenant cabinet.
faces to be 3/16" white acrylic.
3/4" trim caps to match returns.
white led illumination.
Mount letters to flush with
cabinets above

CABINETS (all):
aluminum construction
paint to match bldg
tenant panels (all):
white lexan with vinyl decoration

SIGN REVEALS:
aluminum construction
paint to match bldg

COLOR AND STONE SPECS:

"GRECIAN IVORY" SW # 7541	
"NUTHATCH" SW # 6088	
"GINGERY" SW # 6363	
"SAGE" ELDORADO STONE LEDGECUT 33	

POLE CLADDING: 30"x30"
aluminum construction
paint to match bldg

STONE WORK: 48" BASE x 30" TOP
match building stonework



C.S.C.L. #718965
5201 Pentecost Drive Modesto, Calif. 95356
1-800-481-SIGN
Phone: 209-543-1320 Fax: 209-543-1326

Client: ROCKLIN STATION
Contact: _____
Address: _____
City/ST/Zip: _____
Phone: _____
Fax: _____
Sales: Sean Campbell
Designer: IL
Date: 4/30/15

File Name: ROCKLIN STATION
Page 1 of 3

One (1) box below MUST
be checked prior to mfg.

120 Volt 277 Volt
Other

revisions

- 8-7-15 bam
- 08-20-15 IL
- 10-05-15 IL

United Sign Systems requires that an "Approved" drawing
be obtained from the client prior to any production release
or production release revision

CLIENT APPROVAL _____ DATE _____
LANDLORD APPROVAL _____ DATE _____

This is an original drawing created by United Sign Systems. It is loaned
as part of an advertising or identification program being planned for you
by United SignSystems. It is requested this material is not to be shown to
anyone outside your organization, nor used, reproduced, copied or
exhibited in any fashion whatsoever. All or part of this design (except for
registered trademarks) remain the property of United Sign Systems
until transferred actual sale.

Client: ROCKLIN STATION
Contact: _____
Address: _____
City/ST/Zip: _____
Phone: _____
Fax: _____
Sales: Sean Campbell
Designer: IL
Date: 6-4-15

File Name: ROCKLIN STATION
Page 2 of 3

One (1) box below MUST be checked prior to mfg.

120 Volt 277 Volt
Other

revisions

8-7-15 bam
08-20-15 IL
10-05-15 IL

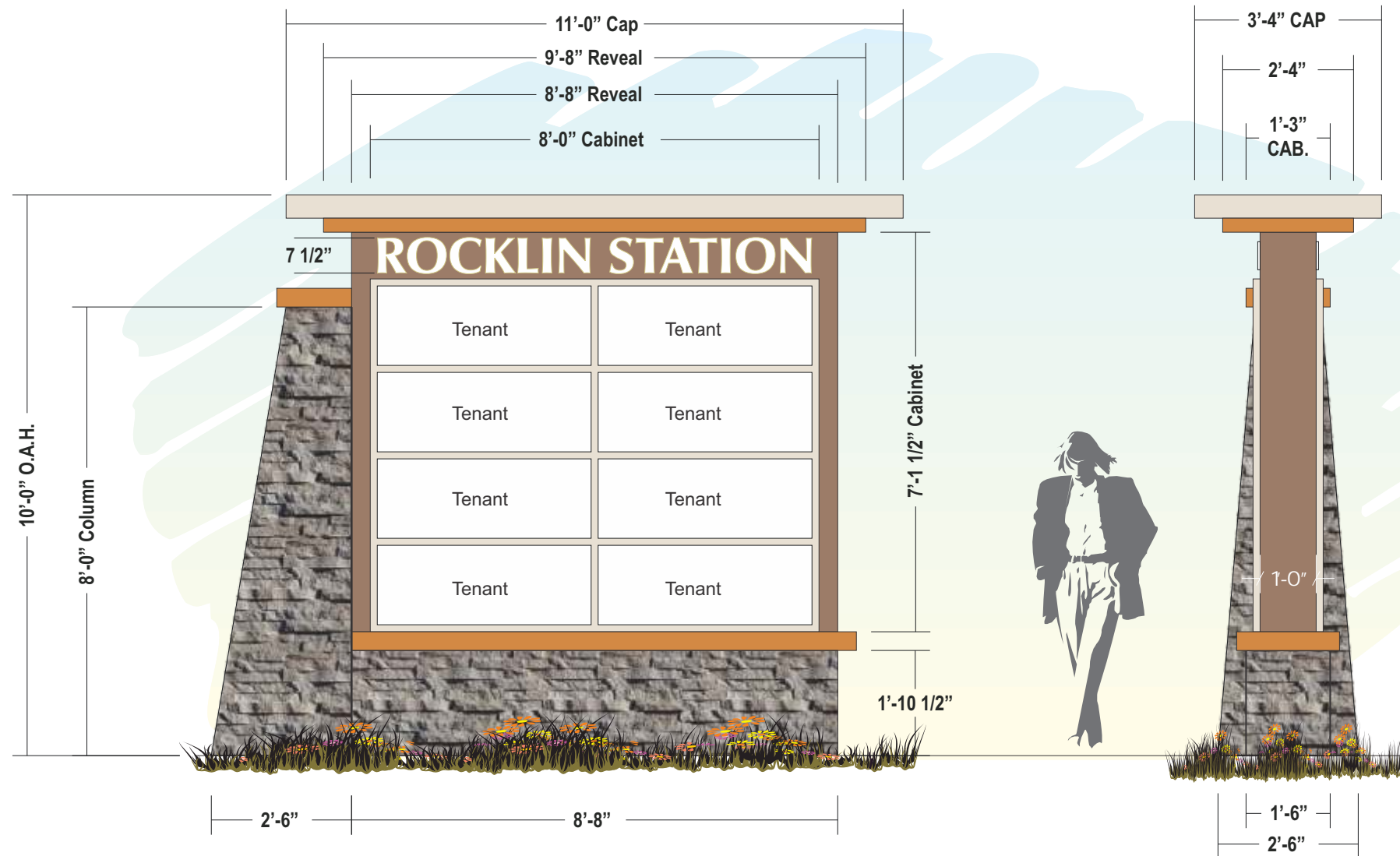
United Sign Systems requires that an "Approved" drawing be obtained from the client prior to any production release or production release revision

CLIENT APPROVAL _____ DATE _____

LANDLORD APPROVAL _____ DATE _____

This is an original drawing created by United Sign Systems. It is loaned as part of an advertising or identification program being planned for you by United SignSystems. It is requested this material is not to be shown to anyone outside your organization, nor used, reproduced, copied or exhibited in any fashion whatsoever. All or part of this design (except for registered trademarks) remain the property of United Sign Systems until transferred actual sale.

COPYRIGHT 2008 United Sign Systems. This artwork is the exclusive property of United Sign Systems and cannot be reproduced without written permission of United Sign Systems



Sign B:
D/F Illuminated Multi-Tenant Pylon Sign
Scale 3/8"=1'-0"

End View

CORNICE:
aluminum construction
paint to match bldg

CABINET:
aluminum construction
w/ mechanical divider bars
paint to match bldg

tenant panels (all):
white lexan with vinyl decoration


ROCKLING CROSSING COPY:
1/2" white acrylic push thru
illuminated with white led.

SIGN REVEALS:
aluminum construction
paint to match bldg

STONE WORK:
match building stonework

COLOR AND STONE SPECS:

"GRECIAN IVORY"
SW # 7541



"NUTHATCH"
SW # 6088

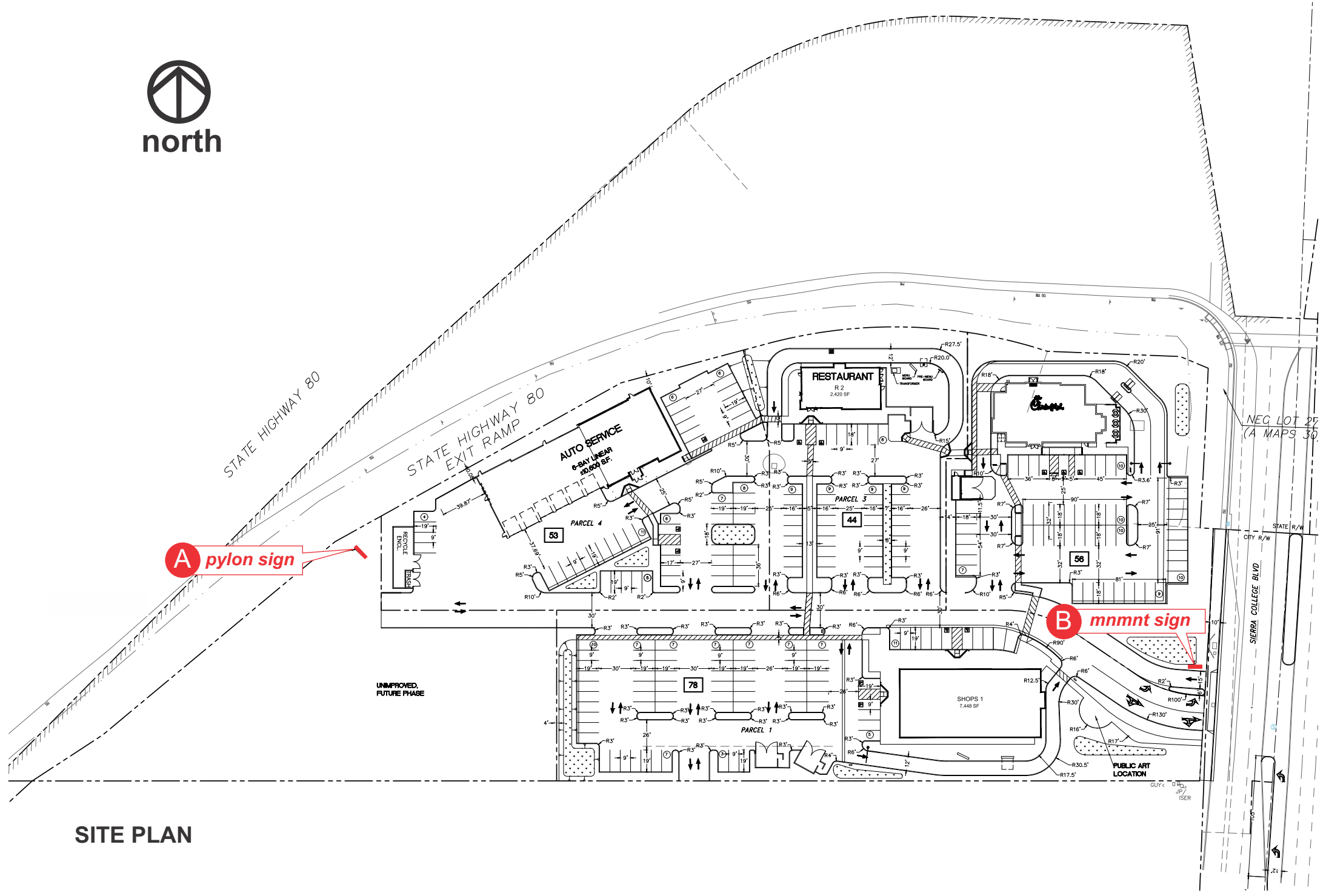


"GINGERY"
SW # 6363



"SAGE"
ELDORADO STONE
LEDGECUT 33





SITE PLAN

Client: ROCKLIN STATION
 Contact: _____
 Address: _____
 City/ST/Zip: _____
 Phone: _____
 Fax: _____
 Sales: Sean Campbell
 Designer: IL
 Date: 4/30/15

File Name: ROCKLIN STATION
 Page 3 of 3

One (1) box below MUST be checked prior to mfg.

120 Volt 277 Volt
 Other

revisions

- 8-7-15 bam
- 08-20-15 IL
- 10-05-15 IL
- 03-03-16 IL
- 3-30-16 bam

United Sign Systems requires that an "Approved" drawing be obtained from the client prior to any production release or production release revision

CLIENT APPROVAL	DATE
LANDLORD APPROVAL	DATE

This is an original drawing created by United Sign Systems. It is loaned as part of an advertising or identification program being planned for you by United SignSystems. It is requested this material is not to be shown to anyone outside your organization, nor used, reproduced, copied or exhibited in any fashion whatsoever. All or part of this design (except for registered trademarks) remain the property of United Sign Systems until transferred actual sale.